

1.

2.

3.

4.

2025

5.



NAIPUMAQUINARIAPARALAMINERIASpA.

NAIPUMININGMACHINERYDOOZaje ar

NAIPUMININGCOMPANYLIMITED

ErdenetMiningCorporation

enet

TheWeirGroupPLC

irGroup

WEIR.L

MetsoOutotec

ETSO

NYSE:MX

CompañíaElectroMetalúrgicaS.A.(CiaElectroMetalurgicaSA
SNSE:ELECMETA

2025 1—12

C

ž

É

	NAIPUMININGMACHINERYCO.,LTD.		
	NAIPUMINING		
		318	
	334100		
			52 2022 1
		318	18 2023 12
		318	
	334100		
	http://www.naipu.com.cn		
	dongban@naipu.com.cn		

	318	318
	0793-8457210	0793-8457210
	0793-8461088	0793-8461088
	dongban@naipu.com.cn	dongban@naipu.com.cn

	http://www.szse.cn
	http://www.cninfo.com.cn

	31 5 519A

	13	1088	2023 9 9 2023 12 31 2026 1 30 2028 12 31

2021
2025

2025
2026

	1,009,159,192.58	1,121,736,853.17
		-10.04%


	64,750,198.49	109,557,088.65	-40.90%	78,266,175.00
	89,835,652.60	30,278,040.95	196.70%	304,365,575.93
/	0.4657	0.7628	-38.95%	0.5518
/	0.4657	0.7628	-38.95%	0.5518
	4.41%	8.03%	-3.62%	6.20%
	3,355,112,991.09	2,572,565,001.18	30.42%	2,387,216,977.75
	1,839,024,823.88	1,579,610,885.26	16.42%	1,332,543,877.88


	193,888,417.52	219,382,715.13	300,875,692.00

	-3,500.01	-219,681.45	63,399.82	
	13,829,223.31	6,230,344.34	13,196,704.61	
	206,446.04	1,537,590.25	4,003,759.44	
		19,918.85		
			-13,921,592.65	
	1,229,398.17	-1,596,475.01	-1,168,103.63	
		665,631.67	18,115.48	
	2,242,712.43	-189,665.77	388,633.28	
	-4,890.34	-86,117.07	-2,954.78	

đ



€



	<p>750NZJA</p>	





EPC

2

3

!xvltl{ bde€

1

“ ”

+0 x

2'



1

2

Erdenet

" GB/T 4754-2017 " C35 " "

" C3511

1

2

3

2010

Bloomberg

18

2000

0.79%

2021 0.43%

2025

2,313

2000

1,320.90

2.27%

4

450NZJA 550NZJA 650NZJA 750NZJA

è

1

750mm

650mm

760NZJM

838-7

7.32×13m

7.9×14.3m

12.2×11m

7.9×13.6m

2

A

Erdenet

1.5-3

B

1/6

C

D

E

A

	48-53HRC	34-40HRC
	20J U 300J	30J
	1600Mpa	1000Mpa
	8%	3%

-	7.5x3.2m	7.5
	2024 9 10	1.5-2
2025 4 29		
-	10.37x5.19m	
	2025 8 23	208
2026 3 18		73%

B

350mm

	350mm	
	8mm	20mm
	/ 3-5%	
/	2-5	1.5-4

4#

200NZJA

262

60

3

2025

2025		10.09		7,777.39	2025
12	33.55		18.39	44.74%	
				2024	33.22%
EPC	2	2025		1,336.93	2024
			319.49		
2025					

“

AI”

“ AI”

“ AI”

2025

360

	1,009,159,192.58	100%	1,121,736,853.17	100%	-10.04%
	1,005,983,676.61	99.69%	920,758,039.97	82.08%	9.26%
	3,175,515.97	0.31%	200,978,813.20	17.92%	-98.42%
	695,021,843.28	68.87%	611,326,050.60	54.49%	13.69%
	102,597,024.86	10.17%	131,688,755.16	11.74%	-22.09%
	41,604,427.72	4.12%	28,007,314.16	2.50%	48.55%
	163,330,231.19	16.18%	146,125,324.85	13.03%	11.77%
	6,605,665.53	0.65%	4,385,526.85	0.39%	50.62%

			200,203,881.55	17.85%	-100.00%
	399,891,970.16	39.63%	363,339,790.15	32.39%	10.06%
	609,267,222.42	60.37%	758,397,063.02	67.61%	-19.66%
	1,009,159,192.58	100.00%	1,121,736,853.17	100.00%	-10.04%
	0.00	0.00%	0.00	0.00%	0.00%

	1,005,983,676.61	608,494,765.84	39.51%	9.26%	10.02%	-0.42%
	695,021,843.28	399,572,737.34	42.51%	13.69%	13.97%	-0.14%
	102,597,024.86	75,139,130.46	26.76%	-22.09%	-14.27%	-6.68%
	163,330,231.19	101,285,778.44	37.99%	11.77%	3.23%	5.13%
	41,604,427.72	29,816,239.34	28.33%	48.55%	100.67%	-18.62%
	399,891,970.16	280,750,016.40	29.79%	10.06%	10.25%	-0.12%
	609,267,222.42	329,699,500.02	45.89%	-19.66%	-26.42%	4.97%
	1,009,159,192.58	610,449,516.41	39.51%	-10.04%	-13.13%	2.16%



114,632,779.09

0.

750NZJM	750mm		1 250r/min 750NZJM 16500m ³ /h 45m 88% 2	
			Ti	
Cr40/Cr45	1-2		1 2 Cr40 Cr45 3	1 1 6~2 2 2
	1 2		1 3 2 3 5 3	1 2
750	750 10% 30%		30% 10%	750 10% 30%

			” “	“
	” “		” “	+ ” “
			1 2	1 1-2 GH6 2 1-2





()

1

2

3

4

u

5)

	“ - - ”		30% 20%	1 2
	1 3D 2 3 4		1 3D 2 3 4	

	162	132	22.73%
	14.05%	13.31%	0.74%
	89	82	8.54%
	21	15	40.00%
30	89	48	85.42%
30~40	45	45	0.00%





	768,814,255.89	22.91%	521,683,433.57	20.28%	2.63%
	247,117,945.07	7.37%	202,763,582.25	7.88%	-0.51%
	16,154,147.52	0.48%	23,149,561.84	0.90%	-0.42%
	340,370,160.60	10.14%	264,588,153.88	10.28%	-0.14%
	30,338,219.97	0.90%	29,147,213.31	1.13%	-0.23%
	1,209,673,967.77	36.05%	856,194,415.02	33.28%	2.77%
	327,790,516.42	9.77%	309,982,095.69	12.05%	-2.28%
	2,891,068.96	0.09%	5,112,446.29	0.20%	-0.11%
	301,410,630.50	8.98%	79,970,341.80	3.11%	5.87%
	21,589,178.44	0.64%	14,152,650.56	0.50%	

		26862.46			100%	103.32		14.49%
		21828.22			100%	521.88		11.77%
		7618.87			70%	1058.27		4.11%
		22848.72			100%	242.08		12.32%
		29444.93			100%	96.47		15.88%
		3021.71			100%	82.65		1.63%
		5162.95			100%	304.03		2.78%

1 2025 12 31

12,121,609.88

80,817,764.86

2,000,000.00

20,000,000.00

750,000.00

5,000,000.00

163,000.00

1

2

1

2

3

3



1

2026

2026

2

2026

2026

2026

3

2026

4

5



“

2025 4 “ ”

”

<http://irm.cninfo.com.cn>

11

2025 10 24					2025	2025 10 26

Qfhs00



68		2011	04	18	2026	03	19	78,449,700	0	0	0	78,449,700
57		2011	04	18	2026	03	19	603,890	0	0	0	603,890
41		2020	05	06	2026	03	19	0	0	0	0	0
51		2025	04	23	2026	03	19	0	0	0	0	0
144	c fl ž è	2020	05	10	2026	03	19	0	0	0	0	0

0cc fDz a á á é i 0 i 0 0fl ž ž fl ž a f - f " %o i fl ž c

			2025 04 09	
			2025 04 23	

1

1958 7

2001 9

2010 12

2001 7

2024 5

2005

2011 4

2011 4

1969 6

1993 7

2001 11

2001 11

2008 7

2011 5

2024 5

2008 7

2011

4

2011 4

2022 4

2024 6

1985 9

2009 7

2011 7

2011 7

2015 5

2015 7

2016 7

2016 8

2017

3

2018 9

2020 4

2020 11

2024 5

2020 5

1975 9

1996 9

2006 6

2006 7

2013 10

2013 10

2015 12

2015 12

2014 4

2025 4

2025 4

1962 9 1989 1

1990 9 1990 10 1991 7

1991 8 1996 6 1996 7 2002 2

2002 3 2003 4 2003 5

2017 5 2023 5 2020 12

2021 7 2021 7

2024 1 2020 5 2026 4

1969 4 2014 1 2017

12 2018 1 2020 12

2020 5 2020 7

2020 12 2021 1 2022

6 2023 1

2023 4 2025 9

2021 5

1973 12 2001 12

2013 4

2013 5 2023 3

2

“ ”

“ ”

1968 2

2001 2005 3 2005 4 2009 10

2010 11 2019 7

2009 11 2019 7

2019 8 2020 5 2020 7

2021 9

1985 1 2007 6 2013 10

2013 10 2015 12

2016 1

1980 7

2001 3 2004 3

2004 3 2008 2 2008 3

2012 2 2013 3 2021 1 2021

2021 1 2024 6 2023 3 20

1978 4 (CIA)

2001 7 2015 8

2015 9 2017

8 2017 9 2018 2

2018 11 2021 12 2022 1

1982 5

2009 7 2013

4 2013 4 2025 2

2025 4

			2022 04 01		
			2021 09 08		
			2003 05 01		

			2021 07 17	2027 07 19	
			2020 12 14	2026 12 13	
			2013 05 01		
			2020 05 01		
			2021 01 01		
			2022 06 01		
			2023 04 01		
			2023 01 01		
			2025 09 08	2028 09 07	

1

2

3

--	--

68

120.02

57

120.02

c o

		4	2025 03 20	1 2024 2024 5 6	2024 4 2025	3	2 2024 7
			2025 04 24		2025		
			2025 08 26		2025		
			2025 10 22		<2025	>	
			2025 04 01		2024		
ESG		3	2025 04 03	1. 2. > 3. > 4.	< < < > 5.	< < < >	6.

				7. < 8. < 2025-2027 >			
			2025 05 07	1. Veritas Resources AG 2. < > 3. < > 4. < >			
		2	2025 3 20	1 < > 2 < > 3 2024			
			2025 04 03				

	815
	338
	1,153
	1,073
	28
	652
	154
	174
	32
	73
	68
	1,153
	0
	40
	353
	194
	566

“ ”

1

2

3

	85,650
	4,971,054.13

168,772,604

10

0.7

10		3
10		0.9
10		0
		168,772,604
		15,189,534.36
		0.00
		15,189,534.36
		832,677,041.25
		23.08%
20		
2026	4	13
	168,772,604	
		10
		15,189,534.36
		2025
		0.9
		3
		2025

!“500!连

2025

	2026 04 15	
	http://www.cninfo.com.cn	
	100.00%	
	100.00%	
	,	
	5%	2%
	5%	
	2%	
	0	
	0	
	0	
	0	

2025 12 31	
	2026 04 15
	http://www.cninfo.com.cn



1

12

2

25%

3

6

18

7

12

12

2020

02 12

4

5


20

6

1

)

2



” 59

“

9045MnPC°

8 ē B* Añ> j = ò %6,:U 6 (• Ó¥P

”

2025

2 3
4 2025 3
5 12
6
7

1
2 3
4
5
6 2022 2025
01 10 3 12 2025 3
7 12

1
2 3

7

£

Ä

1#

2#

Q
LZ H

œ

			1		2022 9	2022 2	2021 06 28	2025 12	“ ”
				1	“		2020 02 12		
				1		5			
				2					
						30			
				3					

”2

“

f

§ Æ J
= , b 1030zp 2

! \$

o 9W# B D D Ü í 7- O Ç ` 7 Î • > | È \ ê - B * 2 ;

3 Ä
9 F Ô Ò D C 3d% V Pzd • • RW B'B

g . c

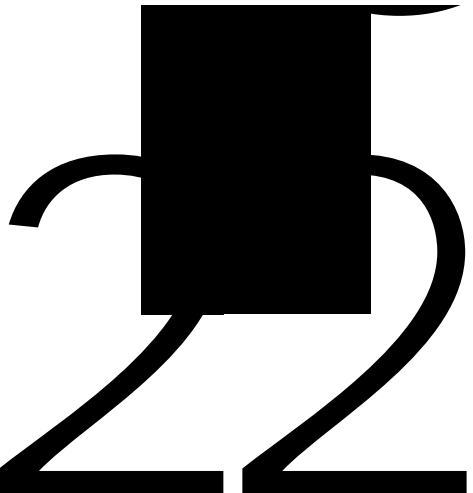
↓

ø - v u 1 2 i v u o c b c e * ε \ w u l o c b * c e * ε . & i 2

∇

ø i e ' ø ð λ ;
14/11/82

8 D * c k 129 %



6

”

“

1

2

3

4

5


； ；

				”			
				1	2	2020	
				3		02 12	
				1	2	2020	
	;	;		3		05 06	
			1	2	2021		
			3		05 06		
			1	2	2022		
			3		01 10		
			1		2023		
					03 20		

	100
	2
	1 2

	0
	0
	0
	0





		0		0						
C1		0	C2		0					
C3		0	C4		0					
A1+B1+C1		42,172.8		A2+B2+C2		681.79				
A3+B3+C3		42,172.8		A4+B4+C4		681.79				
A4+B4+C4				0.37%						
D				0						
70% E				1,426.85						
50% F				0						
D+E+F				1,426.85						

2020		2020 02 12	36,995	33,855.38	152.04	33,852.85	99.99%	0	22,926.93	67.72%	0		0
2021		2021 11 19	40,000	39,270.25	6,277.96	41,120.46	104.71%	0	14,000	35.65%	0		0



2020	2020						2022			
02	12					09	01	1	1	
		22,926.93	0	0	0	0.00%				
2020	2020						2022			
02	12	0	22,926.93	0	23,532.16	102.64%	09			

6

2020

2020

	--	73,855.38	73,125.63	6,430	74,973.31	--	--	--	--	--	--
--	----	-----------	-----------	-------	-----------	----	----	----	----	----	----

2099

01

01

0 0 0 0 0.00%


	--	0	0	0	0	0.00%	--	--	--	--	--
	--	0	0	0	0	0.00%	--	--	--	--	--
	--	0	0	0	0	--	--	--	--	--	--
	--	73,855.38	73,125.63	6,430	74,973.31	--	--	--	--	--	--

1 ANCO

“ ”

ž

“ ”






		13,769,910.28		316,502.14
	1 “ ”		25,309.50	
		8,015,771.6	2 “ ”	
	3 “ ”			2025
	12 31	3,190.80		

1 “ ” “ ”
 295.26 “ ”
 “ ” “ ”
 295.26 “ ”
 “ ”
 2 “ ” “ ” 2022 9
 52,321.20 11,815.81 2025 93,050.75 6,535.18
 1
 1,867.98 2

2020				22,926.93	0	23,532.16	102.64%	2022 09 01			
2021		4000		14,000	3,668	14,836.13	105.97%	2026 12 31			
	--	--	--	36,926.93	3,668	38,368.29	--	--	--	--	--
()	1 “ ” 2020 9 3										



02

02

2025 20

2 —

2

2025

1 2025 2

22) " " ž

5

2025 12 4

2025 27

2026 1



1	59,290,192	37.50%	59,290,192	35.13%
2				
3	59,290,192	37.50%	59,290,192	35.13%
4	59,290,192	37.50%	59,290,192	35.13%
	98,824,586	62.50%		

1	2025	3	12	“	”		
	10,609	“	”		“	”	10,657,826
2	2025	1	1				2024
12	31					25%	

				“	2021	2847	”		2021	10	29
	400					100			40,000.00		
				2022	5	5	2027	10	28		

“ ” “ ”

0

		1.19%	2,000,052	604342	0	2,000,052		0
		1.11%	1,880,294	1880294	0	1,880,294		0
		1.00%	1,680,000	0	0	1,680,000		0
		0.79%	1,325,612	1325612	0	1,325,612		0
		0.78%	1,310,800	1310800	0	1,310,800		0
		0.68%	1,139,800	1,139,800	0	1,139,800		0
10								
	/							
10								
10								



5%

10

10

10

10

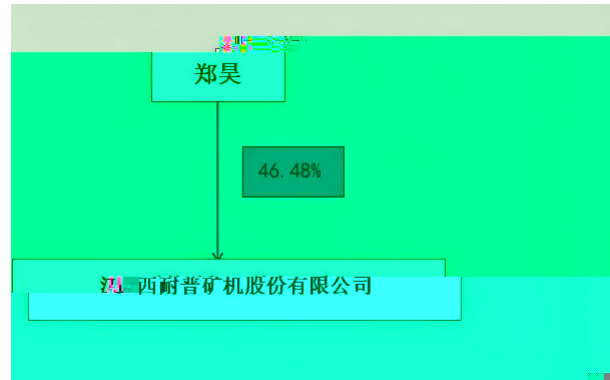
/



10

10

	2001 9	2010 12	2001 7
	2024 5	2005	
	2011 4		2011
	4		
10			





2024 2024 2024 2024 2024

09 17.24 09 1.0 3 10

11 05 “ ” 0

17.34 / 17.24 /

2024 9 5 <http://www.cninfo.com.cn>

	6.5776	6.0896	8.01%
	5.4255	1.0796	402.55%
EBITDA	12.9543	8.8649	46.13%
	100.00%	100.00%	0.00%
	100.00%	100.00%	0.00%

	2026 04 13

[2026] 00001261

A)&@ "• >|) Fj R&%rEÖh@

2025 12

31

2025

2025 12 31

2025

¼ Ä

ER

1.

— 40

2025

100,915.92

2.

1

2.

1

2

3

4


5

6

7

2025 12 31

2025



1.

2.


3.

4.

2025 12 31

	768,814,255.89	521,683,433.57
	41,110,733.10	47,906,627.77
	247,117,945.07	202,763,582.25
	48,565,427.22	13,313,343.70
	22,736,317.50	20,054,810.94
	5,653,544.51	4,290,736.52
	340,370,160.60	264,588,153.88
	16,154,147.52	23,149,561.84
	92,958,408.93	57,747,975.31
	1,583,480,940.34	1,155,498,225.78
	30,338,219.97	29,147,213.31

	1,209,673,967.77	856,194,415.02
	327,790,516.42	309,982,095.69
	2,891,068.96	5,112,446.29
	149,587,854.24	136,395,437.48
	366,482.57	366,482.57
	2,346,405.12	1,087,141.51
	39,739,330.03	31,459,073.33
	8,898,205.67	47,322,470.20
	1,771,632,050.75	1,417,066,775.40
	3,355,112,991.09	2,572,565,001.18
	301,410,630.50	79,970,341.80
	80,817,764.86	107,764,073.43
	300,951,352.45	227,786,109.51
	21,589,178.44	14,152,650.56
	14,503,605.62	10,794,329.64
	10,502,417.25	16,757,331.52
	11,399,857.37	14,077,352.33
	134,624,715.76	38,433,938.27
	16,560,242.42	21,405,935.51
	892,359,764.67	531,142,062.57



537,904,936.02

216,072,706.68

164,943,619.79



	254,044,551.53	208,194,350.19
	16,154,147.52	23,149,561.84
	18,495,810.42	15,690,672.03
	1,571,632,636.49	1,159,032,133.24
	703,305,863.97	501,417,532.31
	945,089,850.56	590,536,082.33
	16,933,015.30	202,186,748.05
	2,295,026.67	3,489,361.45
	38,559,021.07	39,543,678.05
		1,087,141.51
	17,971,522.12	21,046,558.44
	7,799,257.05	45,227,865.28
	1,731,953,556.74	1,404,534,967.42
	3,303,586,193.23	2,563,567,100.66
	266,410,630.50	79,970,341.80
	105,817,764.86	107,764,073.43
	300,326,150.92	191,920,012.66
	20,082,326.35	13,727,510.34
	7,244,157.75	4,545,968.71

	3,408,270.20	12,140,569.20
	2,901,756.67	5,931,718.41
	133,997,065.19	37,430,014.28
	16,487,673.26	21,392,365.80
	856,675,795.70	474,822,574.63
	505,690,281.54	216,072,706.68
		164,943,619.79
	859,909.02	2,082,571.31
	38,017,390.29	42,573,877.13
	23,250,807.85	19,511,055.83
	567,818,388.70	445,183,830.74
	1,424,494,184.40	920,006,405.37
	168,772,604.00	158,114,778.00
		46,141,558.75
	737,058,364.53	530,520,131.20
		2,250,090.00
	2,574,033.20	1,486,715.86
	90,045,711.43	90,045,711.43
	880,641,295.67	819,501,890.05
	1,879,092,008.83	1,643,560,695.29
	3,303,586,193.23	2,563,567,100.66

	2025	2024
	1,009,159,192.58	1,121,736,853.17
	1,009,159,192.58	1,121,736,853.17

927,186,389.04

980,189,270.16

1.

2.

3.

4.

5.

6.

7.

72,953,487.90

138,763,386.57

	123,217,360.25
794,432.86	2,038,441.52
63,567.20	174,600.00
858,000.06	125,430,401.77
194,080,766.48	250,251,325.29
22,500.00	40,000,000.00
178,697,325.00	52,856,640.00
372,800,591.48	343,107,965.29
-371,942,591.42	-217,677,563.52
694,252,814.46	285,443,048.48
	360,036.00
694,252,814.46	285,803,084.48
117,585,135.61	48,250,000.00
25,427,543.76	39,003,188.63
3,101,760.18	33,903,272.04
146,114,439.55	121,156,460.67
548,138,374.91	164,646,623.81

158,114,778.00			46,141,558.75	529,872,862.95	2,250,090.00	-12,015,248.44	2,984,132.95	90,045,711.43		766,717,179.62		1,579,610,885.26	13,727,842.94	1,593,338,728.20
158,114,778.00			46,141,558.75	529,872,862.95	2,250,090.00	-12,015,248.44	2,984,132.95	90,045,711.43		766,717,179.62		1,579,610,885.26	13,727,842.94	1,593,338,728.20
10,657,826.00			-46,141,558.33	206,538,233.33	-2,250,090.00	18,631,602.16	1,517,884.25			65,959,861.63		259,413,938.62	1,290,861.75	260,704,800.37

			75		00								
“ ”													
						18,631,602.16				77,773,943.91	96,405,546.07	1,936,843.18	98,342,389.25
	10,657,826.00		-46,141,558.75	206,301,738.32							170,818,005.57		170,818,005.57
1													
2	10,657,826.00		-46,141,558.75	203,083,353.42							167,599,620.67		167,599,620.67
3				3,218,384.90							3,218,384.90		3,218,384.90

3

4

5

							15						
				236,495.01	- 2,250,090. 00							2,486,585.01	2,486,585.01
	168,772.6 04.00			736,411,096. 28		6,616,353.7 2	4,502,017. 20	90,045,711. 43		832,677,041. 25		1,839,024,823. 88	15,018,704. 69 1,854,043,528.57



43,494,

518.00

-

78,307,916,



na 3 v

2

10,657,826.00

-

46,141,558

1								3,683,473.25				3,683,473.25
2								- 2,596,155.91				-2,596,155.91
					236,495.01	- 2,250,090.00						2,486,585.01
	168,772,604.0 0				737,058,364.5 3			2,574,033.20	90,045,711.4 3	880,641,295.6 7		1,879,092,008.8 3

	105,013,073.0 0			99,788,781.10	312,120,682.1 5	4,500,180.00		331,953.94	90,045,711.4 3	759,046,420.2 8		1,361,846,441.9 0
	105,013,073.0 0			99,788,781.10	312,120,682.1 5	4,500,180.00		331,953.94	90,045,711.4 3	759,046,420.2 8		1,361,846,441.9 0
“ ”	53,101,705.00			- 53,647,222.35	218,399,449.0 5	- 2,250,090.00		1,154,761.92		60,455,469.77		281,714,253.39

2

3

4

5

" " " "

2011 4 25

361100210007871

“ ”

5,250.00

[2020]132

A 1,750.00

2020 2 12

913611007814526310

2020 8 7

“ ”

[2021]2847

2021 10 29

40,000

21,199,178

924,200

	500			
	500			
	500			
		2000		
			30%	500
	1		10%	500
			30%	500
	500	1	/	/
				10%
			5%	
	1%	5000		
			10%	5000
			5%	5000
			10%	
			5%	10%
			10%	
		10%		

1

2

3

4

2

1

2

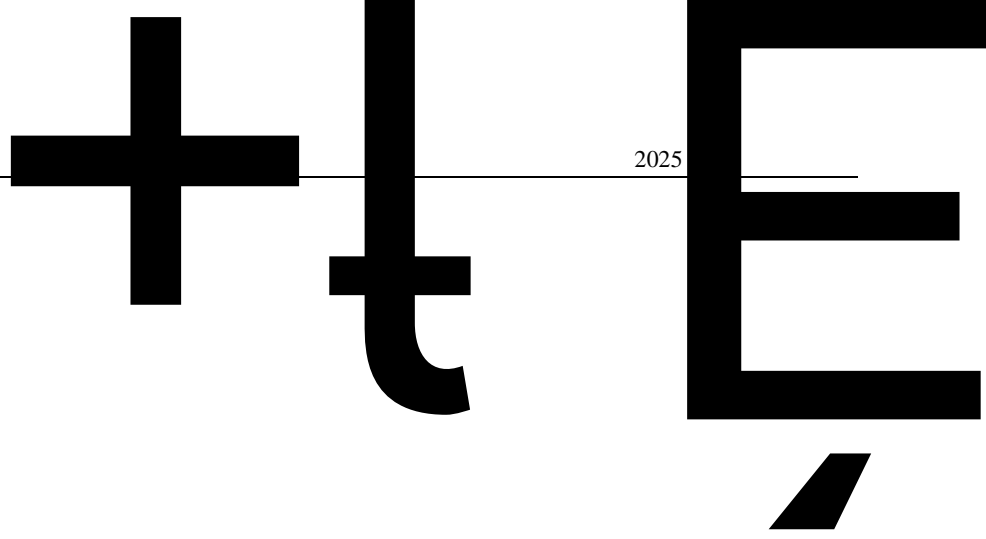
A.

B.

C.

D.

3



1

2

2

3

2

1

2

3

1

3

1

2

4

1

2

3

1

2

1

2

1

1

2

2

1

2

5

1

12

2

3

3

4

5

2

1

2

3

4

5

3

4

1		5.00
1-2		10.00
2-3		15.00
3-4		30.00
4-5		60.00
5		100.00

		12

1	5.00
1-2	10.00
2-	





2

22

3

4

ë



0, D, j, 4, 0, 5, 1, 8, ñ, X

1

1

2

3

2

3

3

4

1

1

2

1

	5	
	50 15	
	10	

2

2

1.

2

1

2

3

4

1

2

1

	3	

BOGOTÁ

• • Camž ú
ú

1

, f - J ú

1

2

3

4

5

3

1

“ ”

2

3

4

1

2

1

- 9P T ' ' ;

@ # C

()

1

1

2

2

1

2

3

3

1

2

12

F

1

2

3

4

2

1

2

3

4

5

3

1.

2.

“ ”

“ ”

1

2

3 2025

		13%
		7%
		15%
		9%
		6%
	70%	1.2% 12%

	15%
	15%
	25%
	10% 10%



o

b p D

10%

10%

10%

29.5%

17%

27%

2023 6 25% 20%

2027 12 31

5%

	229,451.66	167,419.70
	750,803,978.11	500,004,624.89
	17,780,826.12	21,511,388.98
	768,814,255.89	521,683,433.57
	146,563,612.81	207,042,867.74

	12,871,609.88	15,969,101.29
	2,000,000.00	
	2,859,820.41	5,108,595.28

2025 12 31 12,121,609.88

80,817,764.86 2,000,000.00 20,000,000.00

750,000.00 5,000,000.00

163,000.00 1,630,000.00 30,602.04 4,920.00

34,581.70 32,903.10 231,269.31

215,991.60	1,518,161.76	215,991.60	
1,518,161.76	35,437,340.00	276,642.48	UF
35,437,340.00	276,642.48	425,395,398.98	
836,832.43		425,395,398.98	836,832.43

	40,712,389.46	21,652,673.49
	398,343.64	26,253,954.28



20965.46

	40,712,389.46		
	419,309.10	20,965.46	5.00%

	1,381,787.07	20,965.46	1,381,787.07			20,965.46

		37,340,822.41

1	1	251,971,306.46	207,504,939.38
1	2	7,936,936.12	3,906,463.03
2	3	691,984.55	2,297,908.77
3		3,793,346.82	2,347,450.12
3	4	1,765,352.02	235,501.00
4	5	55,347.17	
5		1,972,647.63	2,111,949.12

	3,150,758.8 2	1.19%	3,150,758 .82	100.0 0%		1,407,181.1 5	0.65%	1,407,181. 15	100.00 %	
	261,242,81 5.13	98.81 %	14,124,87 0.06	5.41 %	247,11 7,945.0 7	214,649,58 0.15	99.35 %	11,885,997 .90	5.54%	202,763,58 2.25
	261,242,81 5.13	98.81 %	14,124,87 0.06	5.41 %	247,11 7,945.0 7	214,649,58 0.15	99.35 %	11,885,997 .90	5.54%	202,763,58 2.25

--	--	--	--	--	--	--	--	--	--	--

3150758.82

	1,150,988.00	1,150,988.00	1,150,988.00	1,150,988.00	100.00%
	51,200.00	51,200.00	51,200.00	51,200.00	100.00%
	204,993.15	204,993.15	204,993.15	204,993.15	100.00%
			85,238.00	85,238.00	100.00%
Mineray Metalurgicadel Boleo SA PIdCV			1,658,339.67	1,658,339.67	100.00%

14124870.06

E

1	251,906,320.15	12,595,316.03	5.00%
1-2	8,001,922.43	800,192.24	10.00%
2-3	556,271.05	83,440.65	15.00%
3-4	157,487.85	47,246.36	


U

EPC				10,836,142.80	541,807.14	10,294,335.66
	17,503,377.95	1,349,230.43	16,154,147.52	13,533,274.47	678,048.29	12,855,226.18

EPC	10,836,142.80

D H H

D I I



1	1	4,070,911.24
1	2	283,387.11
2	3	1,378,332.89
3		967,619.40
3	4	437,366.28
4	5	213,289.46
5		316,963.66

	254,861.25	3.80%	254,861.25	100.00%		254,861.25	4.99%	254,861.25	100.00%	
	6,445,389.39	96.20%	791,844.88	12.29%	5,653,544.51	4,848,618.61	95.01%	557,882.09	11.51%	4,290,736.52
	6,445,389.39	96.20%	791,844.88	12.29%	5,653,544.51	4,848,618.61	95.01%	557,882.09	11.51%	4,290,736.52

254861.25



	254,861.25					254,861.25
	557,882.09	347,738.19	-116,759.59		2,984.19	791,844.88

	946,317.00	1		14.12%	47,315.85
	791,864.00	1-3		11.82%	88,479.60
	770,000.00	1-4		11.49%	104,550.00
	400,000.00	1		5.97%	20,000.00
	254,861.25	3		3.80%	254,861.25

1

	4,629,787.61	20.36 2025
	3,076,038.78	13.53 2025
	2,760,000.00	12.14 2024
	1,921,500.00	8.45 2025
	1,723,168.00	7.58 2025

	28,772.4	

	29,812.00	29,812.00
	11,508,290.96	1,068,405.13
	397,763.86	412,156.93
		286,959.37
	521,690.42	509,908.49
	259,515.15	
	1,311,320.77	
	78,930,015.77	55,440,733.39

)

	<p> μ $+$ </p>	



1.	707,495,378.14	244,085,011.80	21,276,519.20	29,768,331.35		100,383,306.45	1,103,008,546.94
2.	313,704,096.17	105,782,348.09	2,715,897.47	6,344,310.05	95,248,963.36	-70,084,766.53	453,710,848.61
1	-13,098,284.14	11,405,289.79	1,638,624.57	1,896,186.89	21,978,587.87	285,698.86	24,106,103.84
2	331,856,331.91	95,582,419.20	992,991.15	4,413,339.85	818,129.94	2,508,045.20	436,271,257.25
3							
4					72,770,867.85	-72,770,867.85	
5	-5,153,951.59	-1,205,360.91	84,281.75	34,783.31	-318,622.30	-107,642.74	-6,666,512.48
3.		366,190.79	652,314.64	87,497.65		4,097.37	1,110,100.45
1		366,190.79	652,314.64	87,497.65		4,097.37	1,110,100.45
4.	1,021,199,474.32	349,501,169.09	23,340,102.03	36,025,143.75	95,248,963.36	30,294,442.55	1,555,609,295.10
1.	75,913,550.42	80,655,009.04	13,746,609.33	21,977,829.52		40,599,540.96	232,892,539.27

2.	44,401,938.1	28,218,764.32	2,597,187.21	5,179,313.03	43,453,932.7	-	100,145,739.10
	9				8	23,705,396.43	
1	45,196,266.4	28,718,351.92	2,495,053.30	5,181,556.50	14,915,376.9	5,105,351.10	101,611,956.20
	7				1		
2					28,781,945.9	-	
					2	28,781,945.92	
3							
	-794,328.28	-499,587.60	102,133.91	-2,243.47	-243,390.05	-28,801.61	-1,466,217.10
3.		346,341.35	619,698.92	57,441.09		1,062.33	1,024,543.69
1		346,341.35	619,698.92	57,441.09		1,062.33	

	3,304,262.47	355,036.89		2,949,225.58	

	229,311,051.76	
	50,249,800.02	
	788,531.94	

	327,790,516.42	309,982,095.69

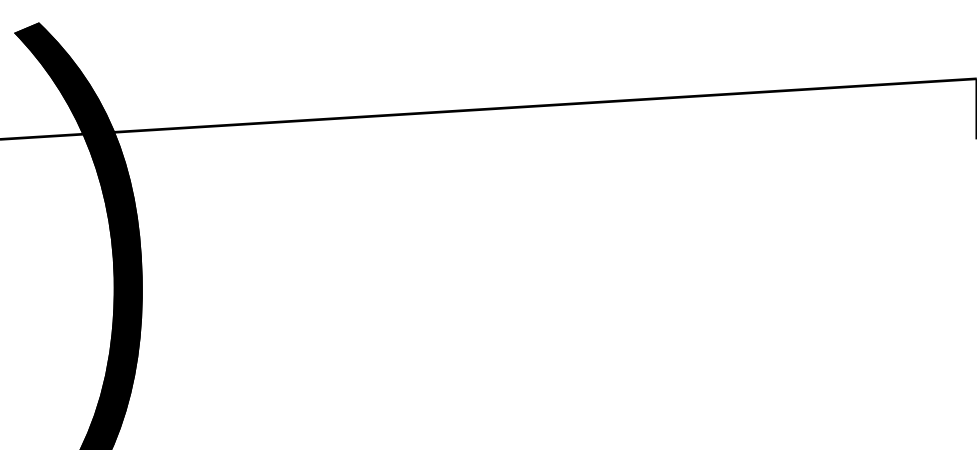


148,295,268.77	148,295,268.77	92,908,023.96	92,908,023.96
16,535,798.32	16,535,798.32	176,782,748.17	176,782,748.17
134,636,516.54	134,636,516.54	1,200,604.97	1,200,604.97
23,861,972.43	23,861,972.43		
4,063,743.38	4,063,743.38	11,452,611.79	11,452,611.79
		25,192,604.40	25,192,604.40
		211,395.48	211,395.48





i



Ê


3.		353,844.89	353,844.89
1			
2		353,844.89	353,844.89
4.		6,522,748.60	6,522,748.60
1.			
2.			
1			
3.			
1			
4.			
1.		2,891,068.96	2,891,068.96
2.		5,112,446.29	5,112,446.29

1.	139,169,961.54	4,565,992.97	45,190.06	143,781,145.17
2.	14,294,039.66	140,226.18	3,584.08	14,437,849.92
1	6,702,774.25	142,802.40		6,845,576.65
2				
3				

4	7,591,265.41	-2,576.22	3,584.08		7,592,273.27
3.					
1					
4.	153,464,001.20	4,706,219.15	48,774.74		158,218,995.09
1.	3,334,528.57	4,036,115.57	15,063.55		7,385,707.69
2.	938,063.65	301,297.33	6,072.18		1,245,433.16
1	1,029,329.93	303,455.20	4,698.46		1,337,483.59
2	-91,266.28	-2,157.87	1,373.72		-92,050.43
3.					
1					
4.	4,272,592.22	4,337,412.90	21,135.73		8,631,140.85
1.					
2.					
1					
3.					
1					
4.					
1.	149,191,408.98	368,806.25	27,639.01		149,587,854.24
2.	135,835,432.97	529,877.40	30,127.11		136,395,437.48

0.00%

	366,482.57				366,482.57



	366,482.57	19,407,817.97	0.00	5	5% 1788.81


	1,087,141.51		1,087,141.51		
		2,310,314.65			2,310,314.65
		47,074.53	10,984.06		36,090.47

	34,657,891.20	5,962,202.97	30,494,821.86	5,167,132.76
	54,741,517.70	8,211,227.64	40,406,070.97	6,786,562.17
	39,386,661.74	11,048,735.17	16,411,456.31	4,845,039.75
	15,765,075.08	2,310,639.94	3,695,784.23	369,578.42

	33,453,920.51	39,945,041.76
	1,248,489.80	936,567.87



2025		5,316,836.56
2026	1,988.04	1,057,571.35



899 5 1002 -1009

2025 12

31

3

“ ”

NPKJ20240601

3.2

2025 12 31

203,243,391.78

2025 12 31

202,608,256.17

4 2025 3 13

318

43,800

16,020

2025 12 31

16,020

	254,066,800.00	75,000,000.00
	22,343,830.50	4,970,341.80
	5,000,000.00	
	20,000,000.00	

	80,817,764.86	107,764,073.43

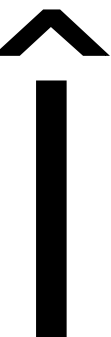
0.00

	183,035,687.91	141,809,322.47
	60,703,142.00	54,845,730.57
	27,148,456.42	10,902,033.36
	13,815,952.47	11,279,431.41
	16,248,113.65	8,949,591.70

	11,399,857.37	14,077,352.33

	6,938,317.99	7,038,128.31
		2,250,090.00
	3,823,351.66	3,917,071.68
	638,187.72	872,062.34

Khishig bat	6,000,477.99	
LY CPTYLTDACN	937,840.00	



3	1,012,389.35	1,012,389.35

	9,739,457.72	188,019,289.05	183,421,881.09	14,336,865.68
-	124,871.92	10,095,189.47	10,053,321.45	166,739.94
	930,000.00	158,916.94	1,088,916.94	

1	9,699,589.27	169,074,211.58	164,490,610.55	14,283,190.30
2		9,877,907.81	9,877,907.81	
3	27,963.17	4,659,631.82	4,646,252.62	41,342.37
	27,963.17	3,691,176.38	3,677,797.18	41,342.37
		593,305.39	593,305.39	
		375,150.05	375,150.05	
4	11,905.28	3,959,879.50	3,959,451.77	12,333.01
5		447,658.34	447,658.34	

1	67,536.87	9,262,905.45	9,249,147.96	81,294.36

	1,563,250.51	1,171,976.02
	14,996,991.91	16,782,339.49
		3,451,620.00

	200,385,281.54	115,472,706.68
	80,714,654.48	100,600,000.00
	96,605,000.00	
+	160,200,000.00	

[Redacted]

12312 7	184,807,500.0 0		2021 10 29	6	400,0 00,00 0.00	164,943,6 19.79		564,10 1.44	1,716,5 67.67	- 1,067,48 8.18	- 166,156,8 00.72		

2,280,669.11 2025 3

“ ” 2025 3 3

10,609 100.621 / (1.80%)

1,067,488.18 1,060,900.00 2025 3 3 “

” 21,199,178 20,274,978 924,200

“ ” 20,274,978 2025 3 12 “ ”(123127)

1 6 2021 10 29 2027 10

28

2 0.4% 0.6% 1.1% 1.8% 2.3% 2.8%

3 37 /

30 15

85%

4 2021 11 4

2022 5 4 2027 10 28

5

1

5

110%

2

	42,573,877.13	6,000,000.00	4,765,294.76	43,808,582.37	

	158,114,778.00				10,657,826.00	10,657,826.00	168,772,604.00

10,657,826

10,657,826.00

2021 9 1


2021 2847

40,000

A

275,209,057.34

99,869,450.65



3,194,885.49				
2				-
259,994.42				
3	—			
1			—	12,873,334.60
	—	12,873,334.60		
2				
		—	1,089,034.06	-
1,089,034.06		—	1,089,034.06	

	2,250,090.00		2,250,090.00	

2022 8 24

2022 9 9

2022

2022

()

2022

2025

12 31

	766,717,179.62	728,554,896.28
	766,717,179.62	728,554,896.28
	77,773,943.91	116,470,200.14
	11,814,082.28	78,307,916.80
	832,677,041.25	766,717,179.62

1			0.00
2		0.00	
3		0.00	
4			0.00
5	0.00		

	1,005,983,676.61	608,494,765.84	1,120,961,921.52	702,435,788.99
	3,175,515.97	1,954,750.57	774,931.65	310,957.19

	1,009,159,192.58	610,449,516.41					
						1,009,159,192.58	610,449,516.41



8,328,531.32	9,855,803.57
1,291,480.97	1,423,986.57
1,023,462.52	253,821.31
462,081.52	281,980.42
35,661,069.13	33,745,070.61
1,104,427.74	1,067,146.35
10,984.06	
454,985.71	266,121.06
3,953,335.75	3,024,590.72
135,284.29	220,095.25
5,970,404.92	5,651,302.82
8,137,758.14	9,853,691.30

	1,760,598.59	503,061.41
	1,469,698.47	1,779,833.16
	18,307,259.16	17,220,941.50
	4,625,560.65	3,967,899.17
	1,692,460.78	1,513,546.45

	26,736,929.22	19,918,313.83
	5,827,467.68	3,541,633.82
	10,960,552.51	10,506,778.52
	2,717,527.37	3,366,512.94
	233,055.85	450,126.64
	285,786.09	585,193.64
	808,009.53	619,156.95

	15,646,587.56	22,494,673.35
	14,199,228.49	12,041,188.96
	13,378,349.26	-12,065,535.30
	914,858.93	649,796.59

	13,829,223.31	6,230,344.34
		665,631.67
	145,551.95	72,819.78

	35,933.18	

	931,012.24	769,476.02
		88,576.94
	170,512.86	1,537,590.25
	-509,006.67	-449,372.22

	1,360,821.61	-1,054,006.92
	-4,051,133.61	-2,343,657.48
	-230,978.60	130,203.77



	10,705,574.76

	15,027,597.00	30,703,447.12
	3,952,295.13	12,238,606.10
	14,153,533.27	12,041,188.96
	21,095,845.01	13,023,628.25
	\$5, 01	

		935,540.00
		360,036.00

	1,767,415.91	2,404,617.02
		30,098,176.38
	1,067,488.18	2,281,327.40
	1,300,000.00	
	2,212,660.77	

	94,200,078.54	7.0288	662,113,640.50
	39,767.77	8.2355	327,508.38
	200,274.44	0.3899	78,082.75
	1,122,171.99	4.6892	5,262,088.91
	86,274.00	5.4586	470,935.27
	2,653,100,940.66	0.002	5,219,146.51
	4,407.08	2.0899	9,210.15
	74,131,427.00	0.0078	578,708.84
	358,588.06	0.3163	113,405.82
	8,929,384.76	0.0704	628,575.11
			141,238,150.70
	16,217,348.08	7.0288	113,988,513.62
	29,066.00	4.6892	136,296.29
	7,971,642,954.53	0.002	15,681,714.90
	392,987,470.00	0.0078	3,067,866.53
	118,813,526.14	0.0704	8,363,759.36
			1,456,416.19
	35,048.98	7.0288	246,352.27
	477,402.50	0.3899	186,129.09
	26,945,754.69	0.002	53,007.35
	348,658.55	2.0899	728,644.85
	14,958,527.00	0.0078	116,774.12

	362,938.00	0.3163	114,781.50
	152,385.22	0.0704	10,727.01
			17,568,067.51
	2,022,272.45	7.0288	14,214,148.61
	29,680,017.99	0.002	58,386.15
	374,943,798.00	0.0078	2,927,008.16
	642,709.57	0.3163	203,261.02
	2,347,693.87	0.0704	165,263.57
			7,615,053.85
	881,243.02	7.0288	6,194,080.98
	64,909.00	0.3899	25,306.44
	200,000.00	4.6892	937,839.98
	1,160.00	5.4586	6,331.97
	119,885.77	2.0899	250,543.54
	23,480,527.00	0.0078	183,301.32
	4,458.06	0.3163	1,409.91
	230,697.35	0.0704	16,239.71
			2,432,173.44
	43,944.69	7.0288	308,878.44
	1,489,295.82	0.3899	580,676.44
	7,542.00	4.6892	35,365.95
	8,365.00	0.002	16.73
	409,453.77	2.0899	855,717.43
	35,073,452.56	0.0078	273,572.93
	882,823.05	0.3163	279,236.93
	1,402,110.65	0.0704	98,708.59
			4,759,292.31
	307,090.58	7.0288	2,158,478.27
	10,082.46	0.3899	3,931.15

	9,973.00	4.6892	46,765.39
	886,598,375.00	0.002	1,773,196.75
	61,642.57	2.0899	128,826.81
	13,518,326.92	0.0078	105,442.95
	56,556.18	0.3163	17,888.72
	7,454,009.52	0.0704	524,762.27
			190,528.06
	34,904.20	5.4586	190,528.06

	26,736,929.22	19,918,313.83
	5,827,467.68	3,541,633.82
	10,960,552.51	10,506,778.52
	2,717,527.37	3,366,512.94
	233,055.85	450,126.64
	285,786.09	585,193.64
	808,009.53	619,156.95
	47,569,328.25	38,987,716.34
	47,569,328.25	38,987,716.34



	323,525.00				100.00%		
	3,000,000.00				55.00%		
	500,000.00				100.00%		
	1,000,000.00				100.00%		
	3,753,831.00					100.00%	
	401,342.09				100.00%		
	30,000,000.00				100.00%		
	50,000,000.00				100.00%		

	30,338,219.97	29,147,213.31
--	931,012.24	916,457.07
--	259,994.42	28,431.68

--	1,191,006.66	944,888.75

	42,573,877.13	6,000,000.00		4,765,294.76		43,808,582.37	

	9,063,928.55	3,933,447.12

1

11

2


2025 12 31

	662,113,640.50	5,219,146.51	470,935.27	578,708.84	6,418,871.12	674,801,302.24
	113,988,513.62	15,681,714.90		3,067,866.53	8,500,055.65	141,238,150.70
	246,352.27	53,007.35	-	116,774.12	1,040,282.45	1,456,416.19
	776,348,506.39	20,953,868.76	470,935.27	3,763,349.49	15,959,209.22	817,495,869.13
						-
	14,214,148.61	58,386.15		2,927,008.16	368,524.59	17,568,067.51
	6,194,080.98	-	6,331.97	183,301.32	1,231,339.58	7,615,053.85
	308,878.44	16.73		273,572.93	1,849,705.34	2,432,173.44
	2,158,478.27	1,773,196.75		105,442.95	722,174.34	4,759,292.31
			190,528.06			190,528.06
	22,875,586.30	1,831,599.63	196,860.03	3,489,325.36	4,171,743.85	32,565,115.17

3

2025 12 31





	--	--	--	--
	48,565,427.22			48,565,427.22
1.	48,565,427.22			48,565,427.22
	48,565,427.22			48,565,427.22
	--	--	--	--

2025年7月17日
“

"

2

2

5



0 + +

	8,800,866.99	6,644,677.93

				1,503,373.52	75,168.68

		10,572,291.87	8,077,737.53

		12
		24
		36
		40%
		30%
		30%

1

2022-2024

	2022		4.50
	2022	2023	9.75
	2022	2024	15.75

1

2022				2022			
2024	1		2022				
2022			108,018		2022		
	2023	3	20	2022		2022	
				10	5		3.33
/							



3,194,8- .

1.

2025	12	31	2,000,000.00		20,000,000.00
				750,000.00	5,000,000.00
163,000.00			1,630,000.00	30,602.04	4,920.00
34,581.70			32,903.10	231,269.31	
215,991.60		1,518,161.76	215,991.60		1,518,161.76
35,437,340.00			276,642.48	UF	

			2025	3021		2026	1	27
	4.5				0.20%	0.40%		0.80%
1.50%		2.00%		2.50%				

1

2

3

1 10%

2

10%

1	1	346,100,680.00	286,249,205.10
1	2	48,162,651.08	43,461,524.95
2	3	6,042,823.79	20,867,056.46
3		3,775,680.10	12,631,573.96
3	4	1,853,379.17	8,893,824.36
4	5	24,568.00	
5		1,897,732.93	3,737,749.60

	1,492,419.	0.37%	1,492,419.	100.00		1,407,181.1	0.39%	1,407,181.	100.00	
	15		15	%		5		15	%	

	402,589,4 15.82	99.63%	21,090,50 7.81	5.24%	381,498 ,908.01	361,802,17 9.32	99.61 %	18,991,51 8.32	5.25%	342,810,66 1.00
	148,312,0 56.41	36.70%	8,376,639. 84	5.65%	139,935 ,416.57	138,402,85 3.33	38.11 %	7,821,552. 02	5.65%	130,581,30 1.31
	254,277,3 59.41	62.93%	12,713,86 7.97	5.00%	241,563 ,491.44	223,399,32 5.99	61.51 %	11,169,96 6.30	5.00%	212,229,35 9.69

1,492,419.15



1-2	8,001,922.43	800,192.24	10.00%
2-3	420,323.42	63,048.51	15.00%
3-4	157,487.85	47,246.36	30.00%
4-5	24,568.00	14,740.80	60.00%
5	490,551.78	490,551.78	100.00%

12,713,867.97



	4,534,083.96	3,348,630.14
	366,569.98	670,591.51
	183,892,291.77	184,166,949.26
	800.00	4,715.81

1	1	28,446,822.08	82,818,598.87
1	2	71,321,003.21	18,496,872.31
2	3	9,892,202.49	16,138,328.13
3		79,133,717.93	70,737,087.41
3	4	9,150,635.16	11,704,712.41
4	5	11,488,238.25	6,953,750.87
5		58,494,844.52	52,078,624.13

	188,793,745.71	100.00%	9,832,666.09	5.21%	178,961,079.62	188,190,886.72	100.00%	9,690,833.94	5.15%	178,500,052.78
	4,901,453.94	2.60%	638,051.50	13.02%	4,623,402.44	4,023,937.46	2.14%	482,486.48	11.99%	3,541,450.98

	183,892,2	97.40	9,194,61	5.00	174,697,67	184,166,94	97.86	9,208,347.	5.00	174,958,601
	91.77	%	4.59	%	7.18	9.26	%	46	%	.80

638,051.50

1	3,052,045.04	152,602.25	5.00%
1-2	118,998.70	11,899.87	10.00%
2-3	1,147,555.20	172,133.28	15.00%
3-4	285,735.00	85,720.50	30.00%
4-5	203,561.00	122,136.60	60.00%
5	93,559.00	93,559.00	100.00%

9,194,614.59

	183,892,291.77	9,194,614.59	5.00%

	12	(()
2025 1 1		9,690,833.94		9,690,833.94
2025 1 1				
		1,407,656.08		1,407,656.08
		-1,265,823.93		-1,265,823.93
2025 12 31		9,832,666.09		9,832,666.09



77,515,481.82	1-5	41.06%	3,875,774.09
25,501,821.87	1-5	13.51%	1,275,091.09
16,443,946.54	1-5	8.71%	822,197.33
12,729,-5			

	672,967,644.00		672,967,644.00	472,270,319.00		472,270,319.00
	30,338,219.97		30,338,219.97	29,147,213.31		29,147,213.31

	339,586.47		22,000,000.00				22,339,586.47	
	5,043,234.00						5,043,234.00	
	615,720.00						615,720.00	
	46,610,524.80		164,697,325.00				211,307,849.80	
	14,143,520.00						14,143,520.00	
	117,170,300.00						117,170,300.00	
	206,967,658.00						206,967,658.00	
	604,359.00						604,359.00	
	1,000,000.00						1,000,000.00	

	36,000,000.00		14,000,000.00				50,000,000.00	
	1,000,000.00						1,000,000.00	
	452.28						452.28	
	7,176,900.00						7,176,900.00	
	323,525.00						323,525.00	
	1,000,000.00						1,000,000.00	
	500,000.00						500,000.00	
	3,774,539.45						3,774,539.45	
NAIPUMININGCOMPANYLIMITED								
	30,000,000.00						30,000,000.00	

	29,147,213.31				931,012.24				259,994.42	30,338,219.97	
	29,147,213.31				931,012.24				259,994.42	30,338,219.97	

--	--	--	--	--	--	--	--	--	--	--	--	--

	885,911,696.05	612,878,024.38	1,062,395,185.24	717,837,021.45
	44,595,790.24	33,291,310.49	11,078,062.22	10,240,016.53

	930,507,486.29	646,169,334.87			930,507,486.29	646,169,334.87
	95,446,174.48	74,916,384.47			95,446,174.48	74,916,384.47
	750,993,641.92	507,167,094.34			750,993,641.92	507,167,094.34
	34,088,389.31	30,223,413.53			34,088,389.31	30,223,413.53
	45,979,280.58	33,862,442.53			45,979,280.58	33,862,442.53



	789,532.86	677,579.06
	931,012.24	769,476.02
		88,576.94
	-17,877.35	1,283,832.51
	-509,006.67	-87,137.80

	-3,500.01	
	13,829,223.31	
	206,446.04	
	1,229,398.17	
	2,242,712.43	
	-4,890.34	

		/	/
	4.41%	0.4657	0.4657
	3.67%	0.3877	0.3877