

2024 12 06

---

---

	29.48
52	20.12-42.20
	4661.30
	2913.35
	15811.50
	9882.50

---

---

%	1M	3M	12M
	4.39	39.12	32.75
	10.43	48.76	9.02

---



U

2026

96.41

4

150%



"

"

2024-2026

12.34 15.58 18.74

1.56



26	.....	18
27	.....	19
28	.....	20
29	.....	20
30	.....	21
31	.....	22
32	.....	22
33	.....	24
34	.....	25
35	2024 3 .....	27
36	.....	28
1	.....	15
2	.....	16
3	.....	22
4	.....	23
5	.....	24
6	.....	24
7	.....	26
8	.....	27
9	.....	29

1

20

1.1

153,155,013

2005 10 14

20

2005

2020

2024

40





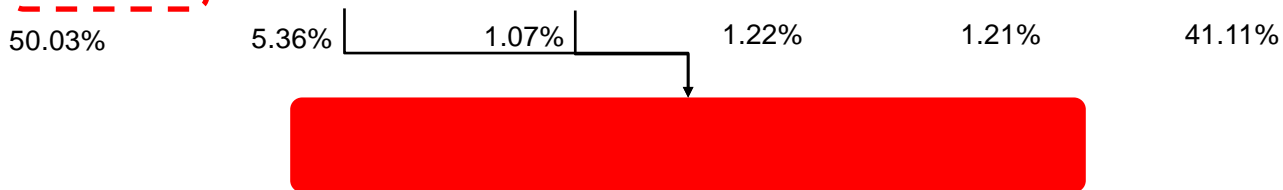
---

2021	1.84	2021				10.53
1.84		2021		EPC		2022
					EPC	2022
8	2022		1.60	2021	6.83	



	2021	EPC	EPC	2024
	37.14%		6.86pct	

13



Wind

2

2.1

S&P Global	2021	2022	13.8%	16.3%
2023	30	6.2%	1092	
	2013			
1457	2023	365		

14

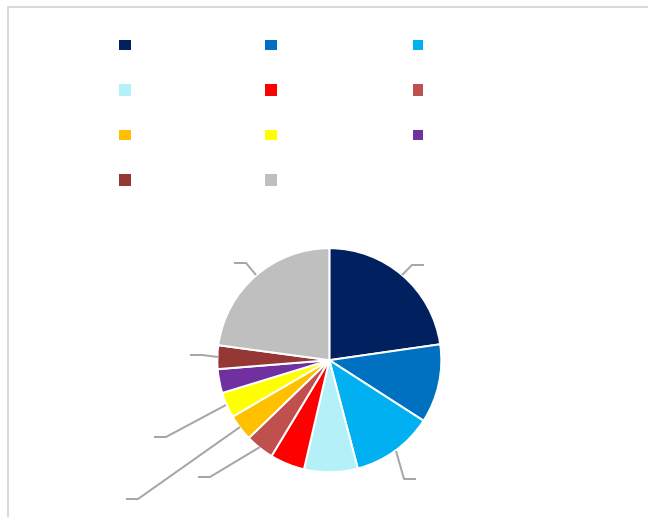


S&P Global

2015

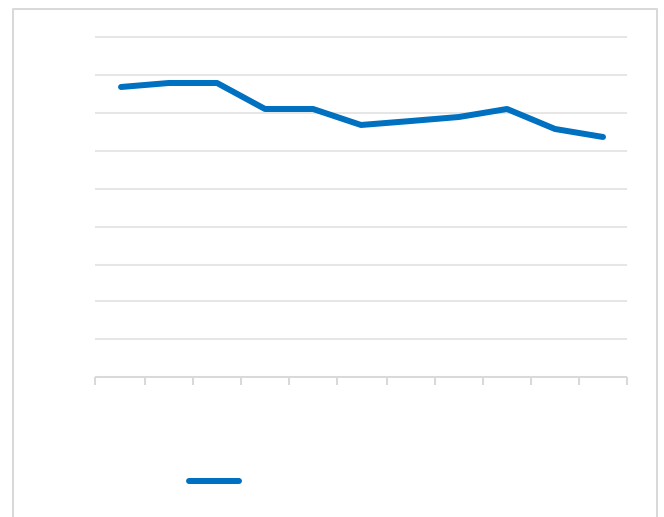


16



SMM

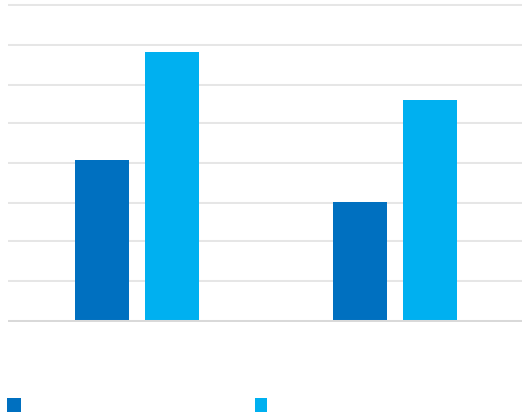
17



iFind

Codelco

			1993	0.81%	0.6%	
1993	1.36%	1.12%				2005
1.0%	2023	0.64%				
					21	
	2000	5000	/	2023	22061	/
					2022	
2005	2.34					



ICSG 2014 2014-2018 85%  
 2023 80%  
**20**

<i>iFinD</i>		<i>ICSG</i>	
"	"		
<b>SMM</b>			" "
		400	200
42%	18%	21%	
			32.3% 26.1%
23.4%	18.9%	35.7%	63.9%
		69.8%	26.3% 33.6% 41.2%
41.7%	28.6%	22%	55%








				2022		X	
				0.311			-10mm
25%	0.400%	+10mm	75%	0.281%	+10mm		
		56.85%				0.540%	
1.92	82.82%		0.085%				
0.479%		0.198%					







---

650mm

2024

750mm



0.9%	1.5%	Si	0.3%	1.0%	Mn	10%
15%		Ak	150J/cm <sup>2</sup>			
	6		1			
					1921	

5

T/D

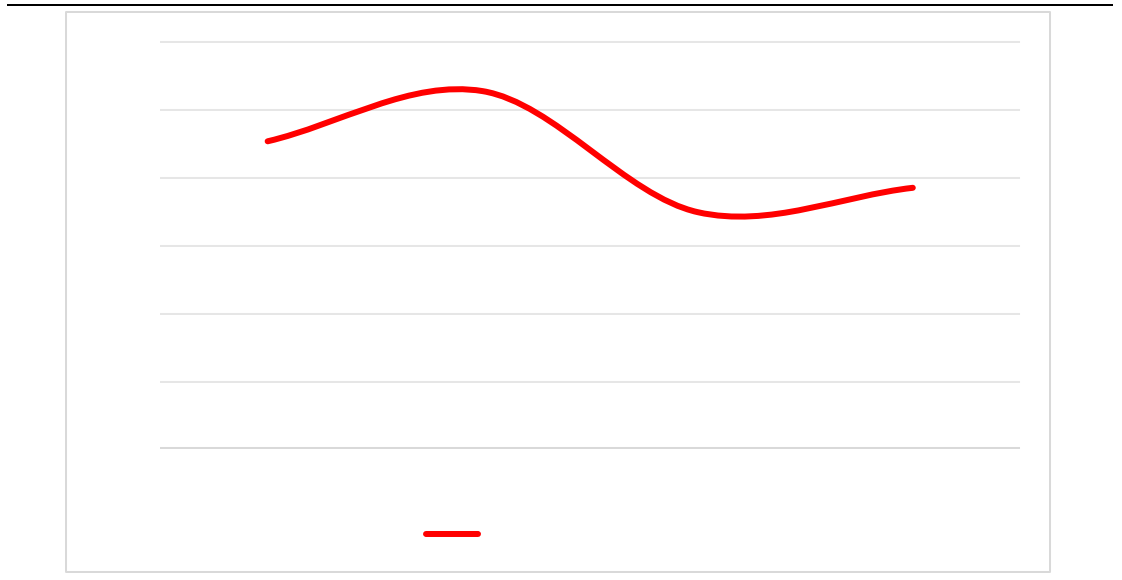
	13.67	14.06	15.81	19.11	24.16
/			3.99		
	54.56	56.12	63.10	76.23	96.41

Wind

### 3.3

100.00% 2023 192.50% 4 10 / 10 /

34



100.00%

2022 2023

100.00%

2023

2

100%

1-2



7




Hudbay  
HUBBAY

20 50 EPC

*Hudbay*

36



4

4.1

1

2024-2026

34% 31







6 12 /

		300 15%
		300 5% 15%
		300 -10% 5%
		300 10%
		300 5%
		300 -5% 5%
		300 5%