


		
		







È 001 ñ





FE

F2


3 Æ


ÆE2















8



t





F


V

* 2 € -

õe

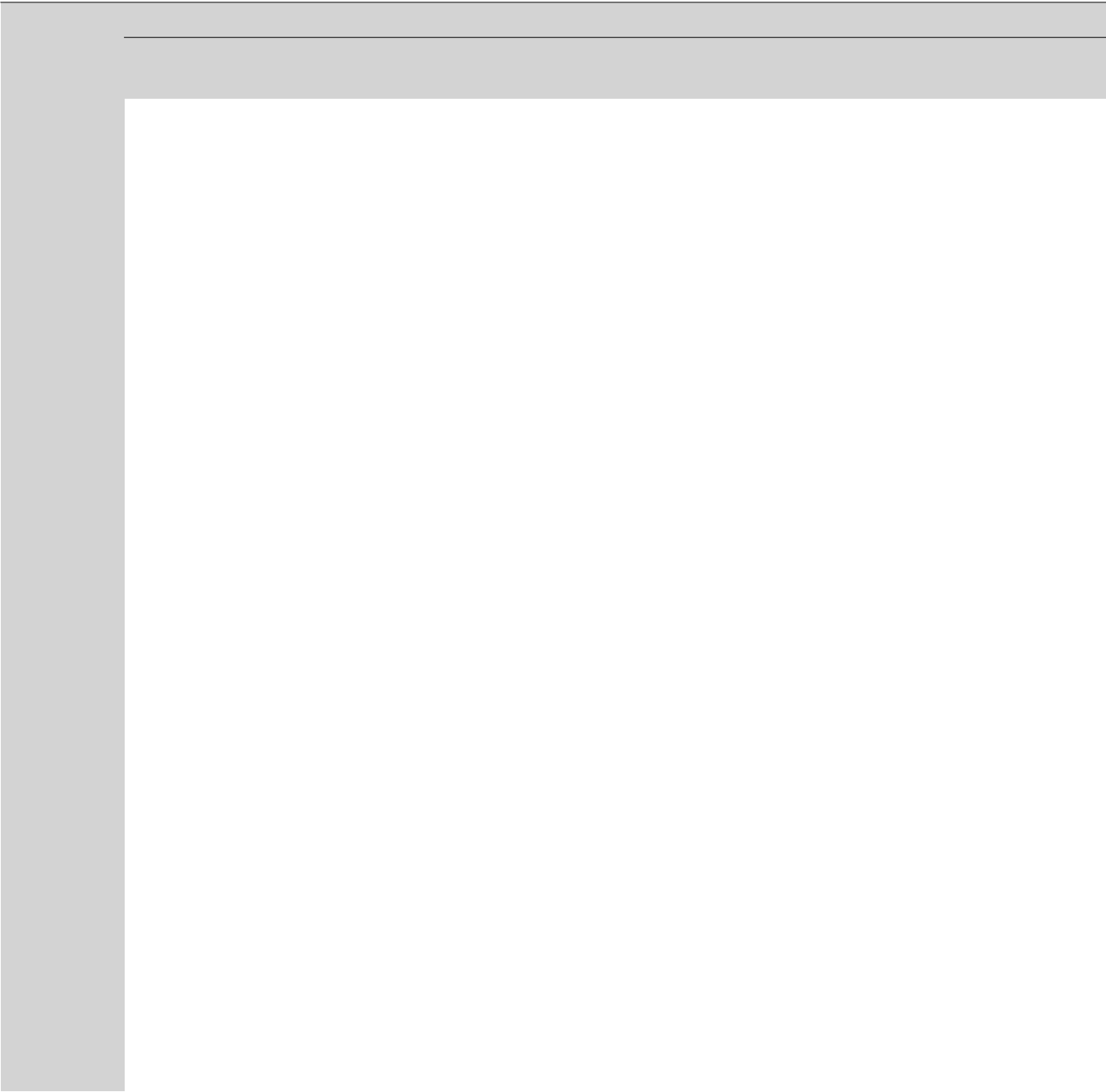











--	--	--	--	--	--	--	--	--























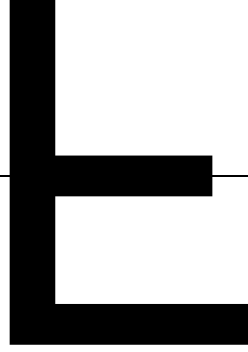


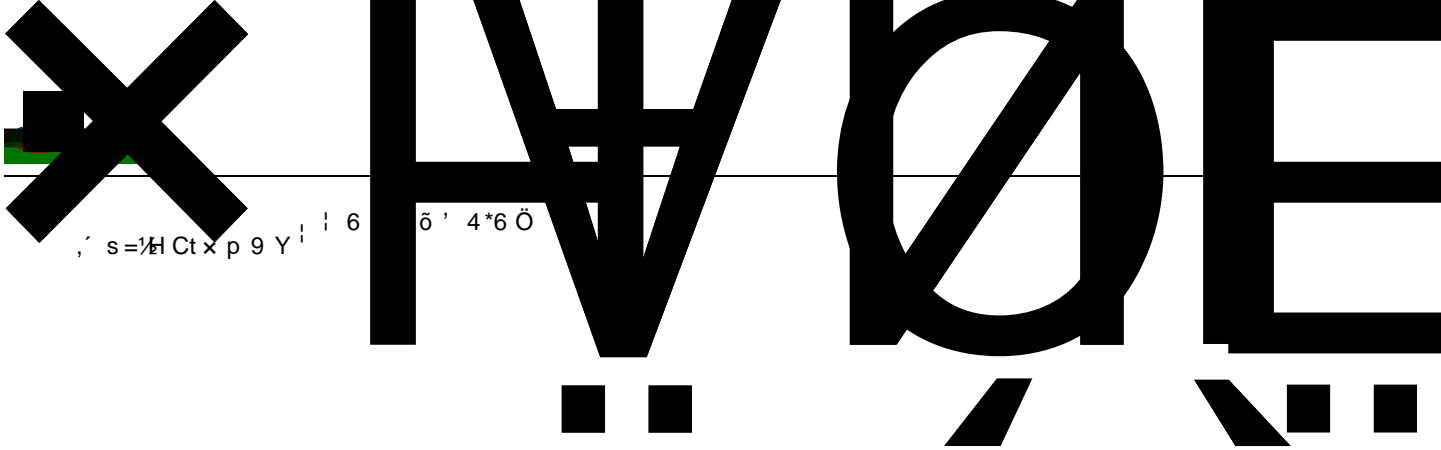












, ' s=1/2 Ct x p 9 Y ' ! 6 ð ' 4*6 Ö

) 9!ÈÄÑ

.žAÖ 6 X C].žAÖ H 8 M' ' I > _

! 4d' .žAÖ H=1/2 Ct x È ! 6 E d™ x+OF +%ó s Y ¼ y
~ p 9 Nj L™ ¼ Ö Gø È I 4d' .žAÖ 6=1/2 Ct x È !

Ä



WMI @

WMI

o ~


5Ct q' -AÔC:ANÉ (














THE UNIVERSITY OF CHICAGO









--	--	--	--






--	--





--	--	--







C


TABLE 1


Year	1990	2000	2010
Population (millions)	5.3	6.1	7.0
GDP (trillion USD)	1.5	2.5	3.5
Life expectancy (years)	52	60	68

Source: World Bank, World Development Indicators

Table 1: Economic and demographic indicators










--	--	--




--	--	--	--	--	--	--	--	--



~~SECRET~~




Ní àm



































[Redacted]

[Redacted]

[Redacted]

[Redacted]

[Redacted]

[Redacted]
