



Q Q

2021

| | | |
|--------------------------------------|--|--|
| | | |
| | | |
| Erdenet | | Erdenet Mining Corporation |
| | | KAZ Minerals LLC LSE:KAZ.L |
| Compania Electro Metalurgica S.A. | | Compañía Electro Metalúrgica S.A. (Cia Electro Metalurgica SA) SNSE:ELECMETAL |
| | | |
| | | |
| | | |
| | | |
| | | |
| | | NATIONAL MINING MACHINERY 70% Khishigbat Shagdardorj 30% |
| | | |
| | | |
| | | |
| | | ME NAIPU LIMITDA 50% 50% |
| | | |
| | | |
| | | 2021 1 1 -2021 6 30 |
| | | |
| | | |
| | | |
| | | |

| | | | |
|--|--|--|----------------------------------|
| | | | 300818 |
| | | | |
| | | | |
| | | | |
| | | | |
| | | | |
| | | | NAIPU MINING MACHINERY CO., LTD. |
| | | | NAIPU MINING |
| | | | |

| | |
|--|--|
| | |
| | |


2020

| | | |
|--|------------|----|
| | | |
| | | |
| | | |
| | | |
| | | |
| | | |
| | 97,948.61 | |
| | | |
| | 173,606.53 | |
| | | |
| | 953,380.56 | -- |

1 —

1 —

1 —



| | | |
|--|--|--|
| | |  |
| | |  |
| | |  |
| | |  |
| | |  |

| | | |
|--|--|--|
| | | |
|--|--|--|



1

#OEI / Ä i . /

EM \ AI \ EBI \ Σ ME

• @ F H I J K L M N O P Q R S T U V W X Y Z

2

23,222.05

3

"

"

BS-K KYF XJC

50m³ 320 m³

C

2

C

C

450mm 550mm 650mm 750mm

KSBIW

Weir ar

C

a "

a "

750mm

650mm

Glencor

Teck

BHP

ž

f

Antamina

838-7

CPM

12.2× 11m

7.9× 13.6m

C

320

C

8,000

4500× 17000m

C

C

C

C

C

C

C

C

C

1

C

C

ž

c

2009

2

1.5-2

Erdenet

1.5-3

1/6

50%

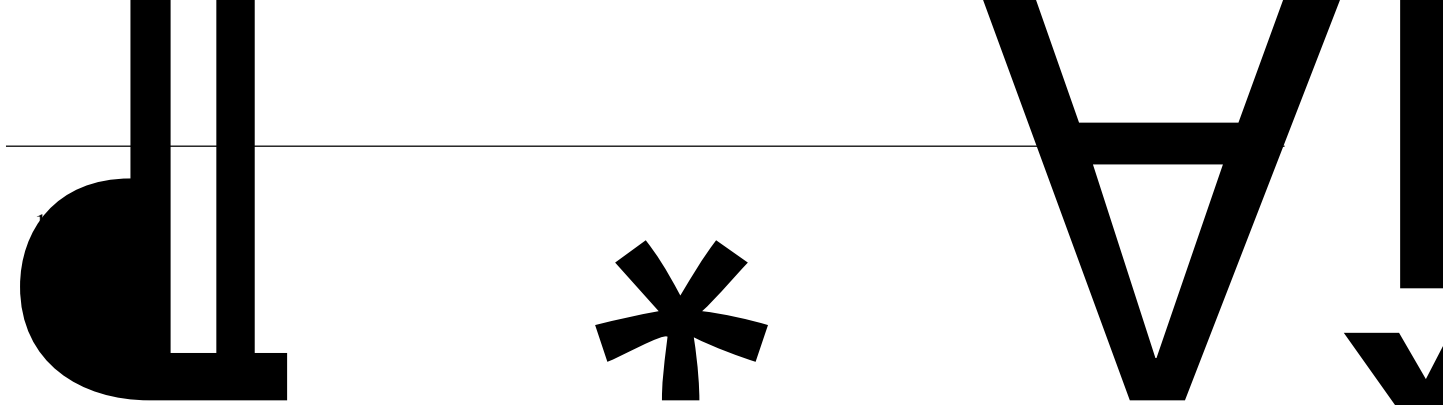
8-10

3

10.37*5.19m

3

5



) ?±Õ

KAZ Minerals LLC Oyu Tolgoi GLDZ ñ0 ‡— M

Compania Minera Antamina S.A. Erdenet Mining Corporation

Erdenet Mining Corporation

2006

10.37*5.49m

10.37*5.19m

20



5,285,217.87

| | | | | | |
|--|----------------|--------|----------------|--------|--------|
| | 9,100,317.97 | 0.54% | 8,524,473.03 | 0.50% | 0.04% |
| | 180,539,661.48 | 10.69% | 180,630,638.26 | 10.53% | 0.16% |
| | 187,674,051.87 | 11.11% | 115,022,974.13 | 6.70% | 4.41% |
| | 1,910,395.11 | 0.11% | | | 0.11% |
| | 24,000,000.00 | 1.42% | 20,000,000.00 | 1.17% | 0.25% |
| | 451,069,380.34 | 26.71% | 514,333,965.89 | 29.94% | -3.23% |
| | 180,860.66 | 0.01% | | | 0.01% |
| | 251,416,939.72 | 14.89% | 284,645,188.37 | 16.59% | -1.70% |



| | | | | | | | | | | | | | | |
|--|----|----|----------|---------|----|----|----|----|----|------|------|----|--------------|---|
| | | | | | | | | | | | | | | |
| | | | 4,522.84 | 100.00% | | | | | | 0.00 | 0.00 | | 2021 3 29 | http://www.cninfo.com.cn/ |
| | | | | 100.00% | | | | | | 0.00 | 0.00 | | 2021 5 20 | http://www.cninfo.com.cn/ |
| | -- | -- | 4,522.84 | -- | -- | -- | -- | -- | -- | 0.00 | 0.00 | -- | -- | -- |

N3600202100013

33,855.38

9,851.59

19,887.01

0



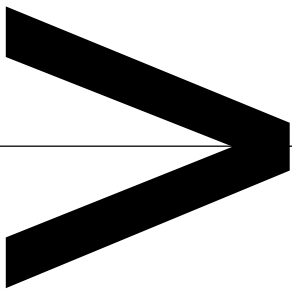
| | | | | | | | |
|--------------|--|---------------|-------|----------|--|----------------|-------|
| | | | | 67.72% | | | |
| [2020]132 | | | | | | | |
| | | A | 1,750 | | | 1 | 21.14 |
| 369,950,000 | | 31,396,226.32 | | | | 338,553,773.68 | |
| 2020 2 7 | | () | | 2020 2 7 | | | |
| [2020]000040 | | | | | | | |
| 2021 6 30 | | 19,887.01 | | | | 14,420.34 | |

| | () | (1) | (2) | (3) (2)/(1) | | | | | | |
|----|-----|-----------|-----------|----------------|-----------|---------------|---------------|----|----|----|
| 1. | | 22,926.93 | | | | | | | | |
| 2. | | 22,926.93 | 9,626.72 | 12,798.96 | 55.83% | 2021 09 01 | | | | |
| 3. | | 2,614.96 | 2,614.96 | 26.98 | 696.89 | 26.65% | 2022 02 01 | | | |
| 4. | | 2,136 | 2,136 | 197.89 | 213.67 | 10.00% | 2022 02 01 | | | |
| 5. | | 6,177.49 | 6,177.49 | 0 | 6,177.49 | 100.00% | | - | - | |
| | -- | 33,855.38 | 33,855.38 | 9,851.59 | 19,887.01 | -- | -- | | | -- |
| | -- | | | | | | -- | -- | -- | -- |
| | -- | | | | | | -- | -- | -- | -- |

| | | | | | | | | | | | |
|---|----|-----------|-----------|----------|-----------|----|----|---|---|----|----|
| | -- | | | | | -- | -- | | | -- | -- |
| | -- | 33,855.38 | 33,855.38 | 9,851.59 | 19,887.01 | -- | -- | 0 | 0 | -- | -- |
| 1 | | | | | | | | 2 | | | |
| | | | 3 | | | | | | | | |
| | | | | | | | | | | | |
| | | | | | 2020 | | | | | | |
| | | " | | | | " | | | | " | " |
| | | | | | | " | | | | | |

| | |
|--|--|
| | |
|--|--|

| | | (1) | | (2) | (3)=(2)/(1)) | | | | |
|--|-----|-----------|----------|-----------|------------------|------------|------|----|----|
| | | 22,631.67 | 9,626.72 | 12,798.96 | 55.83% | 2022 01 | 09 | | |
| | -- | 22,631.67 | 9,626.72 | 12,798.96 | -- | -- | 0 | -- | -- |
| | () | | 2020 | 9 3 | | | | | |
| | () | | | 2020 | 9 21 | | 2020 | | |
| | () | | | | | | | | |
| | () | | | | | | | | |



1

Øq€Ñ#, ñ0 Wf†qi · ‡— J

2

È

È

Weir Group KSB Metso Corporation

1y

X M (20 5 ! 5 0 W 9 4

È 4





2021

55.98%

2021 03 23

2021 03 23

www.cninfo.com.cn

2021-022

2020

1

2

25%

3

18

6

7

12

12

4

2020 02

12

5

20

6

1

12

2


25%

3

;

;

;



;
;
;

| | | | | | | | | | |
|--|--|--|---|---|-----|------|--|----|--|
| | | | 2 | | | | | | |
| | | | | 3 | | | | | |
| | | | 3 | | | | | 3 | |
| | | | | | | | | | |
| | | | 4 | | | | | | |
| | | | | | | | | 2% | |
| | | | | | | 1000 | | | |
| | | | | | 50% | | | | |
| | | | 5 | | | | | | |
| | | | | | " " | | | | |
| | | | 5 | | | | | | |
| | | | 6 | | | | | | |

| | | | | | | |
|--|---|---|---|----|---------------|--|
| | | | 7 | | | |
| | | | " | | | |
| | | | 1 | 5 | | |
| | ; | ; | 2 | 30 | 2020 02 12 | |
| | ; | 3 | | | | |
| | ; | 2 | " | " | | |

1


5

2

30

3

| | | | | | | |
|--|---|--|-----|--|---------------|--------------|
| | | | 3 | | | |
| | | | 10% | | | |
| | | | 1 | | | |
| | | | 2 | | | |
| | ; | | 3 | | 2020 02 12 | 2023 2 11 |



2020 02
12

20

1

2

IPO

2020 05 2023
06 29 11

1

2


3

3

1

ê

2



" " "

2018 10 23

∫ 6@ z ∫ j cw

50 -

1907100000394201810082665

01654

2018 10
8 2019

| | | | | | | | |
|------|------|------|--|--|--|--|--|
| " | | | | | | | |
| " | | | | | | | |
| 1022 | 468 | 2021 | | | | | |
| 2021 | 3 | 9 | | | | | |
| 468 | 2021 | 1022 | | | | | |

| | | | | | | | | |
|--|--|-----------|--|-----------|-----------|--|--|--|
| | | | | | | | | |
| | | 87,822.54 | | 23,222.05 | 24,944.41 | | | |

| | | | | | | |
|---|------------|--------|--|-------------|-------------|-------------------|
| | | | | | | |
| 1 | 52,500,000 | 75.00% | | -13,953,000 | -13,953,000 | 38,547,000 55.07% |
| 2 | | | | | | |
| 3 | 52,500,000 | 75.00% | | -13,953,000 | -13,953,000 | 38,547,000 55.07% |



150

300

28 /

12

| | | | | | | |
|--|------------|------------|---|------------|----|----|
| | 1,812,000 | 1,812,000 | 0 | 0 | | |
| | 52,500,000 | 13,953,000 | 0 | 38,547,000 | -- | -- |

87

| | | | |
|----|--------|-----------|-----------|
| 11 | 1.046% | | |
| 10 | | | |
| | | | |
| | | | |
| | | 4,000,000 | 4,000,000 |
| | | 3,469,100 | 3,469,100 |
| | | 1,600,000 | 1,600,000 |
| | | 881,000 | 881,000 |
| | | 800,000 | 800,000 |
| | | 680,000 | 680,000 |
| | | 680,000 | 680,000 |
| | | 603,200 | 603,200 |
| | | 430,000 | 430,000 |
| | | 178,600 | 178,600 |
| 10 | 10 | 10 | 10 |
| 10 | 4 | | |

10

10

10

10

2020

2021 06 30



| | | |
|--|----------------|----------------|
| | 64,849,283.00 | 64,214,968.81 |
| | 451,069,380.34 | 514,333,965.89 |
| | | |
| | | |
| | 279,794.31 | 3,841,567.80 |
| | | |

| | | |
|--|------------------|------------------|
| | 70,000,000.00 | 70,000,000.00 |
| | | |
| | | |
| | 353,163,242.19 | 353,163,242.19 |
| | 19,997,955.37 | |
| | -1,405,275.38 | -1,637,931.71 |
| | | |
| | 49,542,435.06 | 49,545,069.57 |
| | | |
| | 449,164,634.19 | 403,484,058.29 |
| | 900,467,080.69 | 874,554,438.34 |
| | 5,730,342.80 | 5,498,365.92 |
| | 906,197,423.49 | 880,052,804.26 |
| | 1,688,720,795.46 | 1,715,852,195.69 |

| | 2021 6 30 | 2020 12 31 |
|--|----------------|----------------|
| | | |
| | 457,615,735.97 | 606,675,972.79 |
| | 20,000,000.00 | 20,000,000.00 |
| | | |
| | 9,343,301.80 | 13,229,572.35 |
| | 113,560,745.73 | 117,338,839.59 |
| | | |
| | 251,058,548.47 | 284,583,460.33 |
| | 125,882,993.42 | 102,247,759.75 |
| | | |
| | | |
| | 141,763,117.94 | 99,043,268.20 |
| | | |
| | | |

| | | |
|--|------------------|------------------|
| | 85,944.22 | 274,408.70 |
| | | |
| | | |
| | 650,080.72 | |
| | 361,401.16 | 358,501.87 |
| | 574,746,009.19 | 632,861,286.62 |
| | | |
| | | |
| | | |
| | | |
| | 180,860.66 | |
| | 189,867,760.00 | 189,867,760.00 |
| | | |
| | | |
| | 2,200,000.02 | 266,666.68 |
| | 3,425,214.90 | 3,206,024.01 |
| | | |
| | 195,673,835.58 | 193,340,450.69 |
| | 770,419,844.77 | 826,201,737.31 |
| | | |
| | 70,000,000.00 | 70,000,000.00 |
| | | |
| | | |
| | | |
| | 353,163,242.19 | 353,163,242.19 |
| | 19,997,955.37 | |
| | -141,415.82 | -115,040.71 |
| | | |
| | 49,542,435.06 | 49,545,069.57 |
| | 472,785,222.97 | 427,443,126.24 |
| | 925,351,529.03 | 900,036,397.29 |
| | 1,695,771,373.80 | 1,726,238,134.60 |

| | 2021 | 2020 |
|------|----------------|----------------|
| | 425,304,865.92 | 134,397,150.47 |
| | 425,304,865.92 | 134,397,150.47 |
| | | |
| | | |
| | | |
| | 367,963,709.46 | 123,174,301.70 |
| | 316,435,070.32 | 80,842,474.03 |
| | | |
| | | |
| | | |
| | | |
| | | |
| | | |
| | 2,267,249.96 | 1,734,187.57 |
| | 15,204,896.27 | 17,464,577.20 |
| | 21,241,269.85 | 19,820,801.51 |
| | 7,530,005.19 | 6,774,006.14 |
| | 5,285,217.87 | -3,461,744.75 |
| | 666,794.18 | 476,968.32 |
| | 2,783,795.80 | 1,404,009.41 |
| | 1,023,201.37 | 10,623,958.38 |
| " " | 602,220.05 | 1,874,843.89 |
| | 602,220.05 | 623,331.56 |
| | | |
| " -" | | |
| " " | | |



| | | |
|----|---------------|---------------|
| | 232,656.33 | 751,730.56 |
| 1. | | |
| 2. | | |
| 3. | | |
| 4. | | |
| 5. | | |
| 6. | 232,656.33 | 751,730.56 |
| 7. | | |
| | 8,196.45 | -77,723.18 |
| | 51,139,054.39 | 17,914,164.91 |
| | 50,907,077.52 | 18,508,195.88 |
| | 231,976.87 | -594,030.97 |
| | | d€ |
| | 0.7259 | 0.2647 |
| | 0.7259 | 0.2647 |
| | 0.00 | 0.00 |

| | | |
|--|----------------|----------------|
| | | |
| | | |
| | | |
| | | |
| | 5,156,910.40 | 770.25 |
| | 7,877,498.70 | 16,459,506.25 |
| | 349,939,988.24 | 511,563,010.92 |
| | 268,759,115.55 | 137,126,909.55 |
| | | |
| | | |
| | | |
| | | |
| | 38,061,638.59 | 30,069,080.83 |
| | 8,011,784.41 | 3,741,801.18 |
| | ,98 A | |

| | | |
|--|-----------------|----------------|
| | | |
| | | |
| | 132,680,239.99 | 297,856,916.09 |
| | -132,666,762.70 | -20,394,697.76 |
| | | |
| | | 347,240,000.00 |
| | | |
| | 24,000,000.00 | 24,000,000.00 |
| | | |
| | 24,000,000.00 | 371,240,000.00 |
| | 20,000,000.00 | 33,800,000.00 |
| | 5,523,982.15 | 13,425,728.30 |
| | | |
| | 21,053,615.37 | 9,033,302.41 |
| | 46,577,597.52 | 56,259,030.71 |
| | -22,577,597.52 | 314,980,969.29 |
| | -6,397,609.60 | 617,919.89 |
| | -151,002,624.94 | 611,937,074.60 |
| | 689,394,817.62 | 136,957,214.92 |
| | 538,392,192.68 | 748,894,289.52 |

| | 2021 | 2020 |
|--|----------------|----------------|
| | | |
| | | |
| | 314,606,226.05 | 478,144,855.44 |
| | 5,023,641.65 | |
| | 7,391,907.38 | 13,708,450.13 |
| | 327,021,775.08 | 491,853,305.57 |
| | 264,808,651.31 | 131,165,462.54 |

| | | |
|--|-----------------|----------------|
| | 30,966,424.65 | 24,788,961.90 |
| | 6,683,069.59 | 3,217,612.72 |
| | 45,693,960.86 | 43,887,290.99 |
| | 348,152,106.41 | 203,059,328.15 |
| | -21,130,331.33 | 288,793,977.42 |
| | | |
| | | 205,000,000.00 |
| | | 1,251,512.33 |
| | 7,170.00 | 71,210,706.00 |
| | | |
| | | |
| | 7,170.00 | 277,462,218.33 |
| | 100,149,312.32 | 62,926,526.14 |
| | | 230,000,000.00 |
| | 4,522.84 | 845,124.00 |
| | | |
| | 100,153,835.16 | 293,771,650.14 |
| | -100,146,665.16 | -16,309,431.81 |
| | | |
| | | 347,240,000.00 |
| | 24,000,000.00 | 24,000,000.00 |
| | | |
| | 24,000,000.00 | 371,240,000.00 |
| | 20,000,000.00 | 33,800,000.00 |
| | | |
| | 5,523,982.15 | 13,425,728.30 |
| | 20,909,115.37 | 9,033,302.41 |
| | 46,433,097.52 | 56,259,030.71 |
| | -22,433,097.52 | 314,980,969.29 |
| | -3,994,258.02 | 835,589.74 |

| | | |
|--|-----------------|----------------|
| | -147,704,352.03 | 588,301,104.64 |
| | 578,399,490.61 | 32,459,731.02 |
| | 430,695,138.58 | 620,760,835.66 |

| 2021 | | | | | | | |
|---------------|----------------|---------------|---------------|----------------|----------------|--------------|----------------|
| 70,000,000.00 | 353,163,242.19 | -1,637,931.71 | 49,545,069.57 | 403,484,058.29 | 874,554,438.34 | 5,498,365.92 | 880,052,804.26 |
| | | | -2,634.51 | -93,848.94 | -96,483.45 | | -96,483.45 |
| 70,000,000.00 | | | | | | | |

| 2020 | | | | | | | | |
|------|---------------|----------------|--------------|---------------|----------------|----------------|--------------|----------------|
| | 52,500,000.00 | 32,109,468.51 | 1,059,694.25 | 44,833,712.22 | 381,572,064.10 | 512,074,939.08 | 5,335,538.40 | 517,410,477.48 |
| | | | | | | | | |
| | | | | | | | | |
| | | | | | | | | |
| | 52,500,000.00 | 32,109,468.51 | 1,059,694.25 | 44,833,712.22 | 381,572,064.10 | 512,074,939.08 | 5,335,538.40 | 517,410,477.48 |
| " " | 17,500,000.00 | 321,053,773.68 | 751,730.56 | | 3,756,465.32 | 343,061,969.56 | -594,030.97 | 342,467,938.59 |
| | | | 751,730.56 | | 17,756,465.32 | 18,508,195.88 | -594,030.97 | 17,914,164.91 |
| | 17,500,000.00 | 321,053,773.68 | | | | 338,553,773.68 | | 338,553,773.68 |
| 1 | 17,500,000.00 | 321,053,773.68 | | | | 338,553,773.68 | | 338,553,773.68 |
| 2 | | | | | | | | |
| 3 | | | | | | | | |

| | | | | | | | | | | | | | | | |
|---|---------------|--|--|--|----------------|--|--------------|--|---------------|--|----------------|----------------|----------------|--------------|----------------|
| 4 | | | | | | | | | | | | | | | |
| | | | | | | | | | | | | -14,000,000.00 | -14,000,000.00 | | -14,000,000.00 |
| 1 | | | | | | | | | | | | | | | |
| 2 | | | | | | | | | | | | | | | |
| 3 | | | | | | | | | | | | -14,000,000.00 | -14,000,000.00 | | -14,000,000.00 |
| 4 | | | | | | | | | | | | | | | |
| | | | | | | | | | | | | | | | |
| 1 | | | | | | | | | | | | | | | |
| 2 | | | | | | | | | | | | | | | |
| 3 | | | | | | | | | | | | | | | |
| 4 | | | | | | | | | | | | | | | |
| 5 | | | | | | | | | | | | | | | |
| 6 | | | | | | | | | | | | | | | |
| | | | | | | | | | | | | | | | |
| 1 | | | | | | | | | | | | | | | |
| 2 | | | | | | | | | | | | | | | |
| | | | | | | | | | | | | | | | |
| | 70,000,000.00 | | | | 353,163,242.19 | | 1,811,424.81 | | 44,833,712.22 | | 385,328,529.42 | | 855,136,908.64 | 4,741,507.43 | 859,878,416.07 |

| 2021 | | | | | | |
|------|---------------|----------------|-------------|---------------|----------------|----------------|
| | 70,000,000.00 | 353,163,242.19 | -115,040.71 | 49,545,069.57 | 427,443,126.24 | 900,036,397.29 |
| | | | | -2,634.51 | -30,384.87 | -33,019.38 |
| | 70,000,000.00 | 353,163,242.19 | -115,040.71 | 49,542,435.06 | 427,412,741.37 | 900,003,377.91 |
| " " | | 19,997,955.37 | -26,375.11 | | 45,372,481.60 | 25,348,151.12 |
| | | | -26,375.11 | | 50,272,477.95 | 50,246,, |

| | | | | | | | | | | | | |
|---|---------------|--|--|--|----------------|---------------|-------------|--|---------------|----------------|---------------|----------------|
| | | | | | | | | | | | | |
| 4 | | | | | | | | | | | | |
| | | | | | | | | | | | -4,899,996.35 | -4,899,996.35 |
| 1 | | | | | | | | | | | | |
| 2 | | | | | | | | | | | -4,899,996.35 | -4,899,996.35 |
| 3 | | | | | | | | | | | | |
| | | | | | | | | | | | | |
| 1 | | | | | | | | | | | | |
| 2 | | | | | | | | | | | | |
| 3 | | | | | | | | | | | | |
| 4 | | | | | | | | | | | | |
| 5 | | | | | | | | | | | | |
| 6 | | | | | | | | | | | | |
| | | | | | | | | | | | | |
| 1 | | | | | | | | | | | | |
| 2 | | | | | | | | | | | | |
| | | | | | | 19,997,955.37 | | | | | | -19,997,955.37 |
| | 70,000,000.00 | | | | 353,163,242.19 | 19,997,955.37 | -141,415.82 | | 49,542,435.06 | 472,785,222.97 | | 925,351,529.03 |

| | | | | | | | | | | | | |
|---|--|--|--|--|--|--|--|--|--|----------------|--|----------------|
| | | | | | | | | | | | | |
| 3 | | | | | | | | | | | | |
| 4 | | | | | | | | | | | | |
| | | | | | | | | | | -14,000,000.00 | | -14,000,000.00 |
| 1 | | | | | | | | | | | | |
| 2 | | | | | | | | | | -14,000,000.00 | | -14,000,000.00 |
| 3 | | | | | | | | | | | | |
| | | | | | | | | | | | | |
| 1 | | | | | | | | | | | | |
| 2 | | | | | | | | | | | | |
| 3 | | | | | | | | | | | | |
| 4 | | | | | | | | | | | | |
| 5 | | | | | | | | | | | | |

2021

| | | | | | | | | | | | | |
|---|---------------|--|--|--|----------------|--|-------------|--|---------------|----------------|--|----------------|
| 6 | | | | | | | | | | | | |
| | | | | | | | | | | | | |
| 1 | | | | | | | | | | | | |
| 2 | | | | | | | | | | | | |
| | | | | | | | | | | | | |
| | 70,000,000.00 | | | | 353,163,242.19 | | -161,009.48 | | 44,833,712.22 | 408,050,665.57 | | 875,886,610.50 |

2011 4 25 ()

361100210007871

| | |
|--|--|
| | |
| | |
| | |

"

"

3

8 —

8 —

(

)

()

1

2

3

1

1

2

2

3

4

5

1

2

2

1

2

1

1

2

2

1

2

5.

í

1

12

2

3

12

1

1

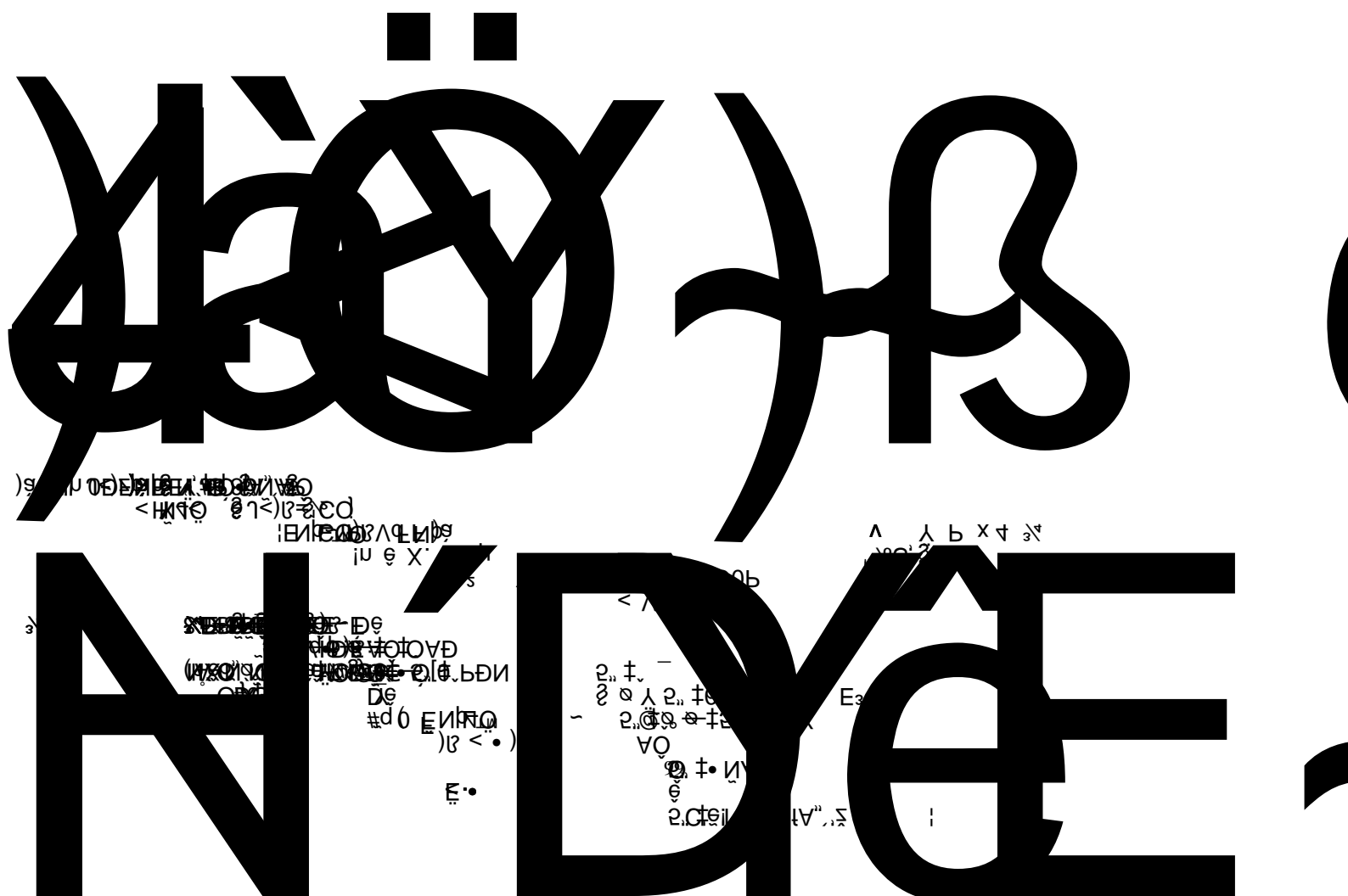
2

3

4

5

¾B%& X§ &Q >~)à:‡ #qGÿy ÑE³ ~ F



1
2

10.6.

| | | |
|--|--|--|
| | | |
| | | |
| | | |

10.6.

C

| | | |
|--|--|--|
| | | |
| | | |
| | | |

C

C

10.6.

C

| | | |
|--|--|----|
| | | |
| | | 12 |
| | | |

1

2

3



1

2

1

2

1

22 —

2

22 —

3

22 —

4

5

22 —

1

2

3

4

1

22 —

2

1

2

1
2
3
4
5

1
2

| | | 20 | 5% | 4.75% |
|--|--|----|----|--------|
| | | 10 | 5% | 9.50% |
| | | 3 | 5% | 31.67% |
| | | 4 | 5% | 23.75% |
| | | 5 | 5% | 19.00% |

1

2

3

4

5

2

3

3

1

2

3

1.

1.

1

2

| | | |
|--|---|--|
| | | |
| | 5 | |

1

1

2

2

3

1

2

3

4

5

6

1



2

3

4

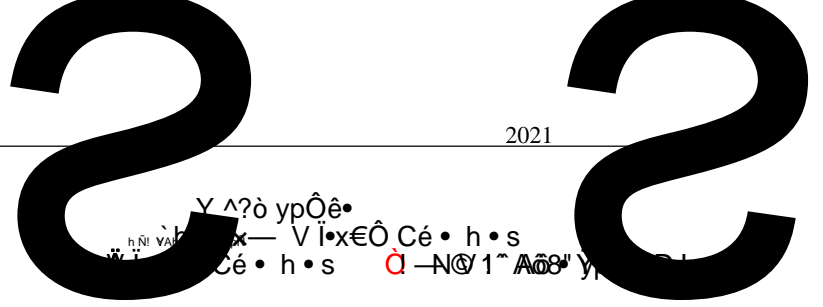
1

2



2

3 Å



| | |
|--|--|
| | |
|--|--|

()

1

2

1

2

3

| | | |
|---------------------------|--|--|
| " (2018 35) 2021 1 1 | | |
|---------------------------|--|--|

| | 2020 12 31 | 2021 01 01 | |
|--|------------------|------------------|-------------|
| | 717,671,299.80 | 717,671,299.80 | |
| | | | |
| | 37,683,012.15 | 37,683,012.15 | |
| | | | |
| | 13,229,572.35 | 13,229,572.35 | |
| | 101,047,353.64 | 101,047,353.64 | |
| | | | |
| | 284,645,188.37 | 284,645,188.37 | |
| | | | |
| | | | |
| | 1,566,612.25 | 1,566,612.25 | |
| | | | |
| | | | |
| | 107,759,798.77 | 107,759,798.77 | |
| | | | |
| | | | |
| | 4,295,134.26 | 4,001,903.37 | -293,230.89 |
| | 1,267,897,971.59 | 1,267,604,740.70 | -293,230.89 |
| | | | |
| | | | |
| | | | |
| | | | |



8,524,473.03

8,524,473.03

| | | | |
|--|----------------|----------------|--------------|
| | | | |
| | | | |
| | | 727,103.27 | 727,103.27 |
| | 189,867,760.00 | 189,867,760.00 | |
| | 266,666.68 | 266,666.68 | |
| | 3,229,416.43 | 3,229,416.43 | |
| | | | |
| | 193,363,843.11 | 194,090,946.38 | 727,103.27 |
| | 835,799,391.43 | 838,053,297.54 | 2,253,906.11 |
| | | | |
| | 70,000,000.00 | 70,000,000.00 | |
| | | | |
| | 353,163,242.19 | 353,163,242.19 | |
| | -1,637,931.71 | -1,637,931.71 | |
| | 49,545,069.57 | 49,542,435.06 | -2,634.51 |
| | 403,484,058.29 | 403,390,209.35 | -93,848.94 |
| | 874,554,438.34 | | |

| | | | |
|--|------------------|------------------|------------|
| | | | |
| | | | |
| | | 446,025.74 | 446,025.74 |
| | 358,501.87 | 358,501.87 | |
| | 632,861,286.62 | 633,283,628.45 | 422,341.83 |
| | | | |
| | | | |
| | | | |
| | | | |
| | | 277,715.64 | 277,715.64 |
| | 189,867,760.00 | 189,867,760.00 | |
| | | | |
| | | | |
| | 266,666.68 | 266,666.68 | |
| | 3,206,024.01 | 3,206,024.01 | |
| | | | |
| | 193,340,450.69 | 193,568,166.33 | 277,715.64 |
| | 826,201,737.31 | 826,851,794.78 | 650,057.47 |
| | | | |
| | 70,000,000.00 | 70,000,000.00 | |
| | | | |
| | | | |
| | | | |
| | 353,163,242.19 | 353,163,242.19 | |
| | | | |
| | -115,040.71 | -115,040.71 | |
| | | | |
| | 49,545,069.57 | 49,542,435.06 | -2,634.51 |
| | 427,443,126.24 | 427,412,741.37 | -30,384.87 |
| | 900,036,397.29 | 900,003,377.91 | -33,019.38 |
| | 1,726,238,134.60 | 1,726,855,172.69 | 617,038.09 |


| | | |
|--|--|-----|
| | | |
| | | 13% |

2,926,485.46 18,905,388.72 1,845,620.40 6,320,641.4
 3,370.00 5,072,450.85 25,037.80 161,748.45
 25,037.80

| | | |
|--|---------------|---------------|
| | | |
| | 38,706,650.94 | 37,683,012.15 |
| | | |
| | 38,706,650.94 | 37,683,012.15 |
| | | |
| | | |
| | 38,706,650.94 | 37,683,012.15 |

| | | |
|--|--------------|---------------|
| | | |
| | 9,245,934.40 | 12,211,456.44 |
| | 97,367.40 | 1,018,115.91 |
| | 9,343,301.80 | 13,229,572.35 |

| | | | | | | | | | |
|--------------|---------|----------|-------|--------------|---------------|---------|-----------|-------|---------------|
| | | | | | | | | | |
| | | | | | | | | | |
| | | | | | | | | | |
| | | | | | | | | | |
| 9,348,426.40 | 100.00% | 5,124.60 | 5.00% | 9,343,301.80 | 13,283,157.40 | 100.00% | 53,585.05 | 5.00% | 13,229,572.35 |
| | | | | | | | | | |



| | | | |
|---------------|--------|--------------|--|
| 95,423,349.66 | 98.53% | 5,524,041.61 | |
|---------------|--------|--------------|--|

| | | | | |
|--|----------------|--------|------------|--|
| | 56,370,900.00 | 23.13% | 2020 -2021 | |
| Asian First Limited | 40,090,395.80 | 16.45% | 2020 -2021 | |
| METRO SILVER INTERNATIONAL DEVELOPMENT LIMITED | 23,563,440.00 | 9.67% | 2021 | |
| | 5,448,904.80 | 2.24% | 2021 | |
| | 231,330,946.85 | 94.94% | | |

| | | |
|--|--------------|--------------|
| | | |
| | | |
| | | |
| | 4,304,734.21 | 1,566,612.25 |
| | 4,304,734.21 | 1,566,612.25 |

| | | |
|--|--------------|--------------|
| | | |
| | 2,926,885.37 | 1,337,880.77 |
| | 1,633,577.09 | 176,918.50 |
| | 49,984.97 | 189,988.63 |
| | 4,610,447.43 | 1,704,787.90 |

| | | | | |
|-----------|------------|--|--|------------|
| 2021 6 30 | 305,713.22 | | | 305,713.22 |
|-----------|------------|--|--|------------|

| | | | | |
|---|---|--|--|--------------|
| | | | | |
| 1 | 1 | | | 4,099,369.00 |
| 1 | 2 | | | 332,386.88 |
| 2 | 3 | | | 65,553.11 |
| 3 | | | | 113,138.44 |
| 3 | 4 | | | 70,661.56 |
| 4 | 5 | | | 14,926.88 |
| 5 | | | | 27,550.00 |
| | | | | 4,610,447.43 |

| | | | | | |
|--|------------|------------|--|--|------------|
| | | | | | |
| | 138,175.65 | 167,537.57 | | | 305,713.22 |
| | 138,175.65 | 167,537.57 | | | 305,713.22 |

| | | | | | |
|--|----|--------------|----------------------------|--------|------------|
| | | | | | |
| | | 666,500.00 | 1 | 14.46% | 33,325.00 |
| | | 470,464.00 | 1 | 10.20% | 23,523.20 |
| | | 345,114.21 | 1 | 7.49% | 17,255.71 |
| | | 270,000.00 | 1 | 5.86% | 13,500.00 |
| | | 260,000.00 | 1 220,000 1-2 40,000 | 5.64% | 15,000.00 |
| | -- | 2,012,078.21 | -- | 43.64% | 102,603.91 |

| | 66,141,029.95 | | 66,141,029.95 | 44,109,709.60 | | 44,109,709.60 |
|--|----------------|-----------|----------------|----------------|-----------|----------------|
| | 6,725,396.94 | | 6,725,396.94 | 4,318,896.54 | | 4,318,896.54 |
| | 38,439,580.44 | 83,787.44 | 38,355,793.00 | 30,153,039.61 | 37,926.21 | 30,115,113.40 |
| | 170,189.56 | | 170,189.56 | 118,746.93 | | 118,746.93 |
| | | | | | | |
| | | | | | | |
| | 30,374,220.01 | 2,370.18 | 30,371,849.83 | 22,636,370.34 | 17,646.65 | 22,618,723.69 |
| | 8,065,096.81 | | 8,065,096.81 | 6,110,947.15 | | 6,110,947.15 |
| | 662,528.17 | | 662,528.17 | 367,661.46 | | 367,661.46 |
| | 150,578,041.88 | 86,157.62 | 150,491,884.26 | 107,815,371.63 | 55,572.86 | 107,759,798.77 |

| | | | | | | |
|--|-----------|-----------|--|-----------|--|-----------|
| | | | | | | |
| | | | | | | |
| | | | | | | |
| | 37,926.21 | 83,787.44 | | 37,926.21 | | 83,787.44 |
| | | | | | | |
| | | | | | | |
| | 17,646.65 | 2,370.18 | | 17,646.65 | | 2,370.18 |
| | 55,572.86 | 86,157.62 | | 55,572.86 | | 86,157.62 |

| | | |
|--|---------------|--------------|
| | 471,698.11 | |
| | 14,949,128.86 | 4,001,903.37 |


| | () | | | | | | | | | () | | |
|--|--------------|--|--|------------|--|--|--|--|--|------------|--------------|--|
| | | | | | | | | | | | | |
| | 609,154.06 | | | | | | | | | -26,375.11 | 582,778.95 | |
| | 609,154.06 | | | | | | | | | -26,375.11 | 582,778.95 | |
| | 1,180,103.99 | | | 271,390.81 | | | | | | | 1,451,494.80 | |
| | 6,735,214.98 | | | 330,829.24 | | | | | | | 7,066,044.22 | |
| | 7,915,318.97 | | | 602,220.05 | | | | | | | 8,517,539.02 | |
| | 8,524,473.03 | | | 602,220.05 | | | | | | -26,375.11 | 9,100,317.97 | |

| | | |
|--|----------------|----------------|
| | | |
| | 180,539,661.48 | 180,630,638.26 |
| | | |
| | 180,539,661.48 | 180,630,638.26 |

| 1. | 151,294,405.69 | 72,327,240.17 | 13,769,142.58 | 7,616,051.36 | 58,034,585.61 | 303,041,425.41 |
|----|----------------|---------------|---------------|--------------|---------------|----------------|
| 2. | 5,944,176.61 | 947,578.12 | 493,727.83 | 131,731.23 | 3,288,141.82 | 10,805,355.61 |
| 1 | | 1,027,120.94 | 540,525.67 | 137,500.07 | 3,314,207.18 | 5,019,353.86 |
| 2 | 6,129,237.05 | | | | | 6,129,237.05 |
| 3 | | | | | | |
| 4 | -185,060.44 | -79,542.82 | -46,797.84 | -5,768.84 | -26,065.36 | -343,235.30 |

| | | | | | | | |
|----|----------------|---------------|---------------|--------------|---------------|--|----------------|
| 3. | | | | | | | |
| | | | | 124,838.40 | | | 124,838.40 |
| 1 | | | | 124,838.40 | | | 124,838.40 |
| 2 | | | | | | | |
| 4. | 157,238,582.30 | 73,274,818.29 | 14,138,032.01 | 7,747,782.59 | 61,322,727.43 | | 313,721,942.62 |
| 1. | 34,648,812.78 | 37,500,851.43 | 9,690,9- | | | | |

3



3.83

| | | |
|--|--------------|--|
| | | |
| | 6,129,237.05 | |

| | | |
|--|----------------|----------------|
| | | |
| | 187,674,051.87 | 115,022,974.13 |
| | | |
| | 187,674,051.87 | 115,022,974.13 |

| | 13,859,433.93 | | 13,859,433.93 | 13,849,035.70 | 13,849,035.70 |
|--|----------------|--|----------------|----------------|----------------|
| | 2,552,769.55 | | 2,552,769.55 | 2,552,769.55 | 2,552,769.55 |
| | 368,521.72 | | 368,521.72 | 3,408,381.38 | 3,408,381.38 |
| | 144,049,220.21 | | 144,049,220.21 | 91,462,996.01 | 91,462,996.01 |
| | 2,088,495.60 | | 2,088,495.60 | 2,088,495.60 | 2,088,495.60 |
| | 675,228.85 | | 675,228.85 | 377,358.49 | 377,358.49 |
| | 22,686,935.92 | | 22,686,935.92 | | |
| | 1,393,446.09 | | 1,393,446.09 | 1,283,937.40 | 1,283,937.40 |
| | 187,674,051.87 | | 187,674,051.87 | 115,022,974.13 | 115,022,974.13 |



| | | | | | |
|---------------|--------------|------------|--------------|--------|-----|
| 5,900,000.00 | 2,088,495.60 | | 2,088,495.60 | 35.40% | 36% |
| 92,630,000.00 | 377,358.49 | 297,870.36 | 675,228.85 | | |

| | | | |
|----|------------|----------|-----------|
| 2. | -11,262.50 | 5,904.08 | -5,358.42 |
| 1 | | | |
| 2 | | | |
| 3 | | | |
| 4 | | | |

| | 6,898,988.05 | 1,326,265.55 | 7,564,655.43 | 1,280,416.99 |
|--|---------------|--------------|---------------|--------------|
| | 5,104,447.60 | 810,811.63 | 4,619,275.37 | 738,035.78 |
| | 639,808.97 | 159,952.24 | 1,066,959.22 | 266,739.81 |
| | 3,404,993.88 | 510,749.08 | 1,309,131.95 | 130,913.20 |
| | 2,200,000.02 | 330,000.00 | 266,666.68 | 40,000.00 |
| | 8,644,821.48 | 1,296,723.22 | | |
| | 26,893,060.00 | 4,434,501.72 | 14,826,688.65 | 2,456,105.78 |

| | 155,949.48 | 23,392.42 | 155,949.48 | 23,392.42 |
|--|---------------|--------------|---------------|--------------|
| | 22,834,766.02 | 3,425,214.90 | 21,373,493.96 | 3,206,024.01 |
| | 22,990,715.50 | 3,448,607.32 | 21,529,443.44 | 3,229,416.43 |

| | | 4,434,501.72 | | 2,448,787.63 |
|--|--|--------------|--|--------------|
| | | 3,448,607.32 | | 3,229,416.43 |

| | | 37,424,483.24 | 33,835,164.10 |
|--|--|---------------|---------------|
| | | 362,991.38 | 215,989.74 |
| | | 37,787,474.62 | 34,051,153.84 |





| | | | | |
|--|--------------|---------------|---------------|------------|
| | 3,828,896.44 | 33,584,037.74 | 37,167,909.44 | 245,024.74 |
|--|--------------|---------------|---------------|------------|



| | |
|--------------|--------------|
| 7,940,898.32 | 2,197,026.07 |
| 174,372.42 | 205,248.29 |
| 6,086.46 | 95,097.78 |
| 3,049.35 | 57,058.67 |
| 2,032.89 | 38,039.11 |
| 477, | |

| | | |
|--|--------------|--------------|
| | | |
| | | |
| | | |
| | | |
| | 1,565,654.28 | 1,550,486.75 |
| | 1,565,654.28 | 1,550,486.75 |

| | | |
|--|------------|------------|
| | | |
| | | |
| | | |
| | 381,073.73 | 381,733.91 |
| | 381,073.73 | 381,733.91 |

| | | |
|--|------------|------------|
| | | |
| | 188,632.00 | 738,164.15 |
| | -7,771.34 | -11,060.88 |
| | 180,860.66 | 727,103.27 |

| | | |
|--|----------------|----------------|
| | | |
| | | |
| | 189,867,760.00 | 189,867,760.00 |
| | 189,867,760.00 | 189,867,760.00 |

| | | | | | |
|--|----------------|--|--|----------------|----|
| | | | | | |
| | 189,867,760.00 | | | 189,867,760.00 | |
| | 189,867,760.00 | | | 189,867,760.00 | -- |

| | | |
|---|----------------|----------------|
| | 403,484,558.29 | 381,572,64.10 |
| + | -93,848.94 | |
| | 50,674,421.19 | 17,756,465.32 |
| | | |
| | | |
| | 4,899,996.35 | 14,000,000.00 |
| | | |
| | 449,164,634.19 | 385,328,529.42 |

- 1) 0.00
- 2) -93,848.94
- 3) 0.00
- 4) 0.00
- 5) 0.00

| | | | | |
|--|----------------|----------------|----------------|---------------|
| | | | | |
| | 425,035,944.89 | 316,208,778.21 | 134,168,703.77 | 80,719,424.91 |
| | 268,921.03 | 226,292.11 | 228,446.70 | 123,049.12 |
| | 425,304,865.92 | 316,435,070.32 | 134,397,150.47 | 80,842,474.03 |

| | 1 | 2 |
|--|----------------|----------------|
| | 425,304,865.92 | 425,304,865.92 |
| | | |
| | 129,561,547.43 | 129,561,547.43 |
| | 260,853,678.24 | 260,853,678.24 |
| | 7,725,731.88 | 7,725,731.88 |
| | 26,301,797.12 | 26,301,797.12 |
| | 16,373.45 | 16,373.45 |
| | 845,373.80 | 845,373.80 |
| | 425,304,865.92 | 425,304,865.92 |

| | | | | |
|--|----------------|--|--|----------------|
| | 425,304,865.92 | | | 425,304,865.92 |
| | | | | |
| | 425,304,865.92 | | | 425,304,865.92 |
| | | | | |
| | | | | |
| | | | | |
| | | | | |
| | | | | |
| | | | | |

| | | |
|--|--------------|--------------|
| | | |
| | | |
| | 250,224.51 | 377,555.58 |
| | 149,532.18 | 226,533.33 |
| | | |
| | 591,457.58 | 487,852.50 |
| | 956,551.49 | 337,954.59 |
| | 8,593.05 | 9,227.31 |
| | 204,897.06 | 137,736.00 |
| | 99,688.09 | 151,022.26 |
| | 6,306.00 | 6,306.00 |
| | 2,267,249.96 | 1,734,187.57 |

| | | |
|--|--------------|--------------|
| | | |
| | 5,198,498.79 | 4,987,864.23 |
| | 176,031.22 | 277,352.12 |
| | 2,393,543.45 | 2,356,290.26 |
| | 0.00 | 2,629,454.02 |
| | 175,551.84 | 766,254.61 |
| | 408.90 | 18,019.42 |
| | 1,415,315.95 | 1,596,393.16 |
| | 4,640,782.06 | 3,737,100.99 |
| | 345,628.00 | 975,479.73 |

| | | |
|--|---------------|--------------|
| | | |
| | 11,369,145.37 | 9,333,253.85 |
| | 9 4. 8 | |

2021

| | | |
|--|--------------|---------------|
| | 7,253,496.90 | -2,614,176.96 |
| | 148,722.59 | 79,473.30 |
| | 5,285,217.87 | -3,461,744.75 |

| | | |
|------|--------------|---------------|
| | 500,000.00 | |
| | 29,050.00 | 195,131.71 |
| | | 97,200.00 |
| | 66,666.66 | 129,094.09 |
| | | 10,000,000.00 |
| | 100,000.00 | 200,000.00 |
| | 50,000.00 | |
| 2020 | 199,400.00 | |
| | 32,500.00 | |
| | 45,584.71 | 2,532.58 |
| | 1,023,201.37 | 10,623,958.38 |

| | | | |
|--|--|--------|--|
| | | 781.70 | |
| | | 781.70 | |

| | | | |
|--|--|---------------|--------------|
| | | | |
| | | 10,342,888.58 | 3,568,285.91 |
| | | -1,768,303.42 | 855,894.57 |
| | | 8,574,585.16 | 4,424,180.48 |

| | | | |
|---|--|--|---------------|
| | | | 59,472,786.77 |
| / | | | 8,920,918.02 |
| | | | -399,959.05 |

| | | |
|--|---------------|---------------|
| | | |
| | 10,006,397.48 | 12,476,712.97 |
| | 9,391,557.15 | 7,994,556.08 |
| | 148,722.59 | 79,473.30 |
| | | 781.70 |
| | 2,174,087.90 | 100,626.00 |
| | 2,747,339.69 | 3,240,186.13 |
| | 24,468,104.81 | 23,892,336.18 |

| | | |
|--|---------------|--------------|
| | | |
| | 850,000.00 | 9,033,302.41 |
| | 19,997,955.37 | |
| | 205,660.00 | |
| | 21,053,615.37 | 9,033,302.41 |

| | | |
|-----|---------------|---------------|
| | | |
| 1 | -- | -- |
| | 50,898,201.61 | 17,240,157.53 |
| | -447,273.46 | 2,061,660.88 |
| | 10,957,944.08 | 9,475,373.83 |
| | 845,808.18 | |
| | 931,999.83 | 446,555.25 |
| | 204,474.57 | 223,841.93 |
| " " | -5,837.11 | 859.65 |
| " " | | |
| " " | | |
| " " | -1,968,279.03 | -847,567.79 |
| " " | -602,220.05 | -1,874,843.89 |
| " " | -1,985,714.09 | -270,756.02 |
| | 219,190.89 | 1,127,981.49 |

| | | |
|-----|-----------------|-----------------|
| " " | | |
| " " | -33,228,248.65 | -3,440,803.99 |
| " " | 45,524,442.83 | -105,443,300.30 |
| " " | -61,150,714.54 | 396,498,566.49 |
| | 445,569.82 | 1,535,158.12 |
| | 10,639,344.88 | 316,732,883.18 |
| 2 | -- | -- |
| | | |
| | | |
| 3 | -- | -- |
| | 538,392,192.68 | 732,87.6 |
| | 689,394,817.62 | 136,957,214.92 |
| | -151,002,624.94 | 611,937,074.60 |

| | | |
|--|---------------|----|
| | | |
| | | |
| | 27,082,345.84 | -- |

| | | | |
|--------------|---------------|--------------|---------------|
| 2021 6 30 | 6,169,588.27 | | 30,847,823.52 |
| 2,926,485.46 | 18,905,388.72 | 1,845,620.40 | 6,320,641.4 |
| 3,370.00 | 5,072,450.85 | 25,037.80 | 161,748.45 |
| 25,037.80 | | | |

| | | | |
|--|------------------|-------------|----------------|
| | | | |
| | -- | -- | 430,334,201.89 |
| | 66,106,968.16 | 6.4601 | 427,057,625.01 |
| | 2,748.10 | 4.8528 | 13,335.98 |
| | 1,306,386,408.74 | 0.002267115 | 2,961,728.22 |
| | 3,427.15 | 1.645885 | 5,640.69 |
| | 254,011.87 | 0.008786 | 2,231.75 |

| | | |
|----|---|--------|
|) | 19,885 | |
| 3 | NAIPU PERU MINERIA MAQUINARIA S.A.C (|) |
| | 10 | |
| 4 | NATIONAL MINING MACHINERY LLC(|) |
| | 790,500 | |
| 5 | NAIPU MINING MACHINERY INTERNATIONAL PTE.LTD.(| |
|) | 500 | |
| 6 | NAIPU MAQUINARIA PARA LA MINERIA.(|) |
| | 100 | |
| 7 | NAIPU MAQUINARIA DE MINERIA MEXICO(| |
|) | 195 | |
| 8 | GALBYN KHUR LLC | 67,000 |
| 9 | SINGAPORE NAIPU GLOBAL RESCOURCE INVESTMENT PTE. LTD. | |
| | 100 | |
| 10 | NAIPU MINING MACHINERY ZAMBIA COMPANY LIMITED | |
| | 15000 | |

| | | | |
|--|-----------|--|------------|
| | | | |
| | 66,666.66 | | 66,666.66 |
| | | | 956,534.71 |

SINGAPORE NAIPU GLOBAL RESCOURCE INVESTMENT PTE. LTD.
NAIPU MINING MACHINERY ZAMBIA COMPANY LIMITED



100.00%

100.00%

100.00%

90.00%

100.00%

70.00%

00

(

| | |
|----|--|
| -- | |
| / | |
| / | |
| | |
| | |
| | |
| | |

K

| | / | / |
|----|--------------|--------------|
| | -- | -- |
| | 582,778.95 | 609,154.06 |
| | -- | -- |
| -- | | |
| -- | -26,375.11 | -52,614.24 |
| -- | -26,375.11 | -52,614.24 |
| | -- | -- |
| | 8,517,539.02 | 7,915,318.97 |
| | -- | -- |
| -- | 602,220.05 | 623,331.56 |
| -- | | |
| -- | 602,220.05 | 623,331.56 |

1

9

2021

()

GDP

2021 6 30

1

| | |
|---------------|---------------|
| 24,000,000.00 | 24,000,000.00 |
| 30,847,823.52 | 30,847,823.52 |
| 64,849,283.00 | 64,849,283.00 |
| 4,334,800 | |

| | | | | | | |
|--|----------------|--------------|------------|------------|------------|----------------|
| | 499,605,168.26 | 9,287,518.52 | 197,546.46 | 323,535.70 | 589,015.31 | 510,002,784.25 |
| | | | | | | |
| | 3,794,490.47 | 252,230.69 | | 4,764.29 | 10,588.57 | 4,062,074.02 |
| | 3,889,445.78 | 151,193.15 | | | 9,339.00 | 4,049,977.93 |
| | 7,683,936.25 | 403,423.84 | -- | 4,764.29 | 19,927.57 | 8,112,051.95 |

3

2021 6 30

10%

52,019,928.19 2020

50,189,073.23)

1

2 2021 6 30

| | | | | |
|----|----|----|---------------|---------------|
| | | | | |
| | | | | |
| | -- | -- | -- | -- |
| | | | 38,706,650.94 | 38,706,650.94 |
| 1. | | | | |
| 1 | | | 38,706,650.94 | 38,706,650.94 |
| 2 | | | | |
| 3 | | | | |
| 2. | | | | |
| 1 | | | | |

/

| | | | | | |
|--|--|-----------|--|--|--|
| | | 25,339.10 | | | |
|--|--|-----------|--|--|--|

/

| | | | | |
|--|---|--|--------------|--------------|
| | / | | 7,976,326.88 | 8,005,514.91 |
| | | | 557,969.00 | |

| | | | | | | | |
|--|----------------|------|----|----|------|----|----|
| | | | | | | | |
| | 100,000,000.00 | 2018 | 12 | 13 | 2021 | 12 | 12 |
| | 270,000,000.00 | 2021 | 01 | 27 | 2024 | 01 | 26 |
| | 80,000,000.00 | 2019 | 11 | 14 | 2020 | 11 | 14 |
| | 100,000,000.00 | 2020 | 07 | 23 | 2021 | 07 | 23 |
| | 30,000,000.00 | 2020 | 05 | 28 | 2021 | 05 | 25 |

1 2018 12 13

1

2020 12 31

0

2 2021 01 27

2.7

2021 6 30

2400

3 2019 11 14

2019

230265

8,000.00

2021 6 30

2,900,284.06

18,736,125.06

6,294,440.00

4 2020 7 23

(2020

230147)

10,000.00

| | | | | | | | | | | |
|--|----------------|---------|--------------|-------|----------------|----------------|---------|--------------|-------|----------------|
| | | | | | | | | | | |
| | | | | | | | | | | |
| | 120,255,211.47 | 98.83% | 6,694,465.74 | 5.57% | 113,560,745.73 | 124,227,583.12 | 98.86% | 6,888,743.53 | 5.55% | 117,338,839.59 |
| | | | | | | | | | | |
| | 61,888,335.75 | 50.86% | 3,776,121.95 | 6.10% | 58,112,213.80 | 67,903,396.24 | 54.04% | 4,072,534.19 | 6.00% | 68,830,862.05 |
| | 58,366,875.72 | 47.97% | 2,918,343.79 | 5.00% | 2,918,343.79 | | 44.82% | 2,816,209.34 | 5.00% | 53,507,977.54 |
| | 121,682,311.47 | 100.00% | 8,121,565.74 | | 113,560,745.73 | 125,654,683.12 | 100.00% | 8,315,843.53 | | 117,338,839.59 |


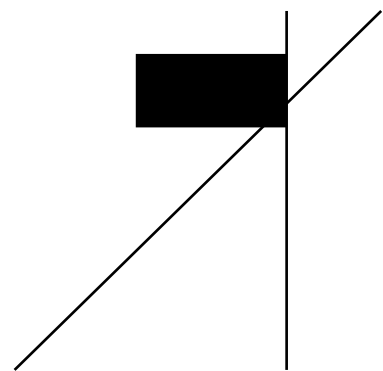
1,427,100.00



1,150,988.00 1,150,988.00 100.00%

51,200.00 51,200.00 100.00%

175123



| | 84,417.36 | 151,713.08 | | | | 236,130.44 |
|--|--------------|--------------|--|--|--|--------------|
| | 5,318,377.78 | 1,113,947.88 | | | | 6,432,325.66 |
| | 5,402,795.14 | 1,265,660.96 | | | | 6,668,456.10 |

| | | 39,778,065.75 | 2-4 | 30.01% | 1,988,903.29 |
|--|----|----------------|-----|--------|--------------|
| | | 23,256,360.00 | 1-3 | 17.55% | 1,162,818.00 |
| | | 22,000,000.00 | 1 | 16.60% | 1,100,000.00 |
| | | 13,660,170.42 | 1-2 | 10.31% | 683,008.52 |
| | | 10,153,882.50 | 1-5 | 7.66% | 507,694.13 |
| | -- | 108,848,478.67 | -- | 82.12% | 5,442,423.94 |

| | 78,634,398.51 | | 78,634,398.51 | 78,629,875.67 | | 78,629,875.67 |
|--|---------------|--|---------------|---------------|--|---------------|
| | 9,100,317.97 | | 9,100,317.97 | 8,524,473.03 | | 8,524,473.03 |
| | 87,734,716.48 | | 87,734,716.48 | 87,154,348.70 | | 87,154,348.70 |

()

| | | | | | | | |
|--|---------------|----------|--|--|--|---------------|--|
| | 573,360.00 | | | | | 573,360.00 | |
| | 615,720.00 | | | | | 615,720.00 | |
| | 592,110.00 | | | | | 592,110.00 | |
| | 14,143,520.00 | | | | | 14,143,520.00 | |
| | 33,922,100.00 | | | | | 33,922,100.00 | |
| | 6,829,120.20 | | | | | 6,829,120.20 | |
| | 604,359.00 | | | | | 604,359.00 | |
| | 1,000,000.00 | | | | | 1,000,000.00 | |
| | 20,000,000.00 | | | | | 20,000,000.00 | |
| | 10,000.00 | | | | | 10,000.00 | |
| | | 4,522.84 | | | | 4,522.84 | |
| | 78,629,875.67 | 4,522.84 | | | | 78,634,398.51 | |

()

()

609,154.06

-26,375.11 582,778.95

609,154.06

-26,375.11 582,778.95

1,180,103.99

271,390.81

1,451,494.80

6,735,214.98

330,829.24

7,066,044.22

7,915,318.97

602,220.05

8,517,539.02

| | | | | |
|--|----------------|----------------|----------------|---------------|
| | | | | |
| | | | | |
| | 410,519,825.35 | 310,794,572.02 | 129,559,537.55 | 79,215,031.35 |
| | 224,066.19 | 201,659.58 | 136,721.24 | 123,049.12 |
| | 410,743,891.54 | 310,996,231.60 | 129,696,258.79 | 79,338,080.47 |

| | | | | |
|--|----------------|---|--|----------------|
| | 1 | 2 | | |
| | 410,743,891.54 | | | 410,743,891.54 |
| | | | | |
| | 120,520,848.93 | | | 120,520,848.93 |
| | 260,041,063.24 | | | 260,041,063.24 |
| | 6,086,653.81 | | | 6,086,653.81 |
| | 23,105,425.04 | | | 23,105,425.04 |
| | 189,017.56 | | | 189,017.56 |
| | 800,882.96 | | | 800,882.96 |
| | 410,743,891.54 | | | 410,743,891.54 |
| | | | | |
| | 94,331,894.36 | | | 94,331,894.36 |
| | 316,411,997.18 | | | 316,411,997.18 |
| | | | | |
| | | | | |
| | | | | |
| | 410,743,891.54 | | | 410,743,891.54 |
| | | | | |
| | 410,743,891.54 | | | 410,743,891.54 |
| | | | | |
| | | | | |
| | | | | |
| | | | | |
| | 410,743,891.54 | | | 410,743,891.54 |

| | | |
|--|------------|--------------|
| | | |
| | | |
| | 602,220.05 | 623,331.56 |
| | | |
| | | 1,251,512.33 |

| | | |
|--|------------|----|
| | | |
| | | |
| | | |
| | | |
| | | |
| | | |
| | 97,948.61 | |
| | | |
| | 173,606.53 | |
| | | |
| | 953,380.56 | -- |

1 — 1 —

| | | / | / |
|--|-------|--------|--------|
| | 5.67% | 0.7259 | 0.7259 |
| | 5.56% | 0.7122 | 0.7122 |

